



Medium Chess Puzzle # 0086

By

G Bud Games
<https://gbud.in>

December 8, 2021

Contents

Medium Chess puzzle # 0086 - Get a queen in two moves	4
Medium chess puzzle 0086	4
Solution to medium chess puzzle 0086	5
Solution 1	5
Right moves for the solution to the medium chess puzzle 0086	7
Explanation for the moves	8
Categories of medium chess puzzle 0086	8
medium chess puzzle 0086 chart	9
How to view the solution to medium chess puzzle 0086	11
How to get help for moves in the medium chess puzzle 0086	12
Play chess for free	13

List of Figures

1	Solve this medium chess puzzle 0086. Get a queen in two moves @ https://gbud.in/gx1q632	4
2	Solve this medium chess puzzle online with solution @ https://gbud.in/gx1q632	4
3	Initial board position of medium chess puzzle 0086	5
4	Rc8 - Your opponent wants to stop the promotion of your pawn. Hence they move their rook to capture the piece after the promotion.	6
5	Bb8 - Your bishop sacrifices itself for the promotion of the pawn. It blocks the rook's attack on a8. Even if the rook captures the bishop, your pawn can be promoted to a queen after capturing it back.	6
6	Rxb8 - Opponent's rook captures your bishop. This is a desperado move since the opponent wants to make a maximum loss to you before losing their rook.	7
7	axb8=Q+ - Your pawn captures the opponent's rook and gets promoted to a queen.. This is how you can get a queen in two moves.	7
8	medium chess puzzle 86 chart 1	9
9	medium chess puzzle 86 chart 2	10
10	medium chess puzzle 86 chart 3	10
11	medium chess puzzle 86 chart 4	11
12	Click the solution button to view solutions @ https://gbud.in/gx1q632	11

13	Click the help button to get help on next move @ https://gbud.in/gx1q632	12
14	Solve more medium puzzles @ https://gbud.in/chsmdpz	12
15	Solve other puzzles @ https://gbud.in/chsgppz	12
16	Play chess online for free. Solve puzzles and play with friends	13
17	Solve this puzzle online by scanning this QR code or go to the link below	14

Medium Chess puzzle # 0086 - Get a queen in two moves

Solve this medium chess puzzle and improve your chess games through improvement of your chess strategies and chess tactics.

Puzzle No : 0086

Difficulty level : medium

Description : Get a queen in two moves

Next Move : White

Player level : Intermediate

Short URL for puzzle : <https://gbud.in/gx1q632>

Medium chess puzzle 0086




Figure 1: Solve this medium chess puzzle 0086. Get a queen in two moves @ <https://gbud.in/gx1q632>



Figure 2: Solve this medium chess puzzle online with solution @ <https://gbud.in/gx1q632>

Dont forget to check out [chess puzzles](#), [easy chess puzzles](#), [medium chess puzzles](#), [hard chess puzzles](#) and [chess puzzles collections](#) .

Solution to medium chess puzzle 0086

At this puzzle, next [move](#) is by [White](#). The objective of the puzzle is to get a queen in two moves.

See the interactive solution at the [puzzle page](#)

Solution 1

Initial board position This is the initial board position of medium chess puzzle 0086.




Figure 3: Initial board position of medium chess puzzle 0086

Move 1 Move by black




Figure 4: Rc8 - Your opponent wants to stop the promotion of your pawn. Hence they move their rook to capture the piece after the promotion.

Move 2 Move by white




Figure 5: Bb8 - Your bishop sacrifices itself for the promotion of the pawn. It blocks the rook's attack on a8. Even if the rook captures the bishop, your pawn can be promoted to a queen after capturing it back.

Move 3 Move by black




Figure 6: Rxb8 - Opponent's rook captures your bishop. This is a desperado move since the opponent wants to make a maximum loss to you before losing their rook.

Move 4 Move by white




Figure 7: axb8=Q+ - Your pawn captures the opponent's rook and gets promoted to a queen.. This is how you can get a queen in two moves.

Right moves for the solution to the medium chess puzzle 0086

Based on the objective of the puzzle, you have to make the right moves. Following are the right moves

1. Bb8, axb8=Q+

Explanation for the moves

1. Rc8 - Your opponent wants to stop the promotion of your pawn. Hence they move their rook to capture the piece after the promotion.
2. Bb8 - Your bishop sacrifices itself for the promotion of the pawn. It blocks the rook's attack on a8. Even if the rook captures the bishop, your pawn can be promoted to a queen after capturing it back.
3. Rxb8 - Opponent's rook captures your bishop. This is a desperado move since the opponent wants to make a maximum loss to you before losing their rook.
4. axb8=Q+ - Your pawn captures the opponent's rook and gets promoted to a queen.. This is how you can get a queen in two moves.
5. For right move - You have sacrificed the bishop to get a queen. It was a good decision
6. For wrong move - You could have promoted your pawn to a queen after a sacrifice of the bishop. Do not stop trying

Categories of medium chess puzzle 0086

This medium chess puzzle falls in these categories.

1. [Medium chess puzzles](#)
2. [Sacrifice puzzles in chess](#)
3. [Promotion puzzles in chess](#)
4. [Strategy puzzles in chess](#)
5. [Pawn puzzles in chess](#)
6. [Bishop puzzles in chess](#)

medium chess puzzle 0086 chart



Figure 8: medium chess puzzle 86 chart 1



Figure 9: medium chess puzzle 86 chart 2



Figure 10: medium chess puzzle 86 chart 3



Figure 11: medium chess puzzle 86 chart 4

How to view the solution to medium chess puzzle 0086

To view the [solution to this puzzle](#), follow the steps given below

1. Go to the [puzzle page](#)
2. Click the solution button (Key as shown [below](#)) to view the solution

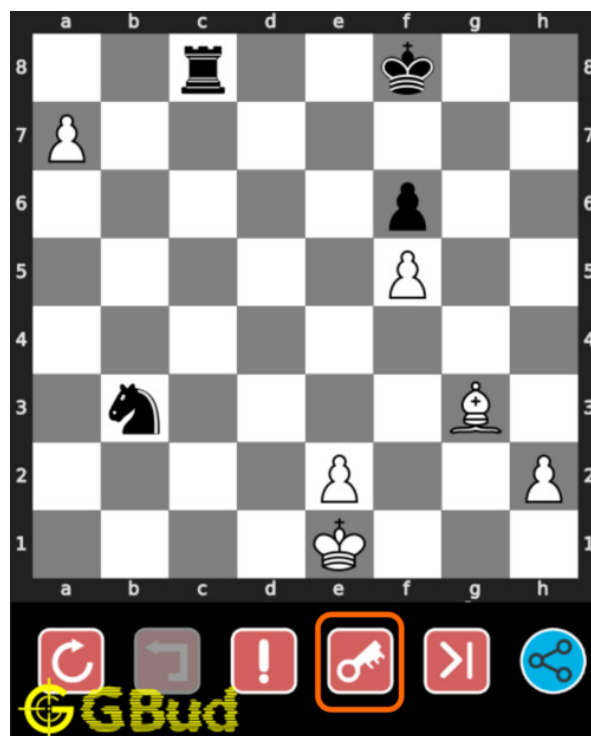


Figure 12: Click the solution button to view solutions @ <https://gbud.in/gx1q632>

How to get help for moves in the medium chess puzzle 0086

To get help or the possible next moves in the puzzle, , follow the steps given below

1. Go to the [puzzle page](#)
2. Click the help button (exclamation mark as shown [below](#)) to get help or suggestion on next possible [move](#)



Figure 13: Click the help button to get help on next move @ <https://gbud.in/gx1q632>



Figure 14: Solve more medium puzzles @ <https://gbud.in/chsmdpz>



Figure 15: Solve other puzzles @ <https://gbud.in/chsgppz>

Play chess for free

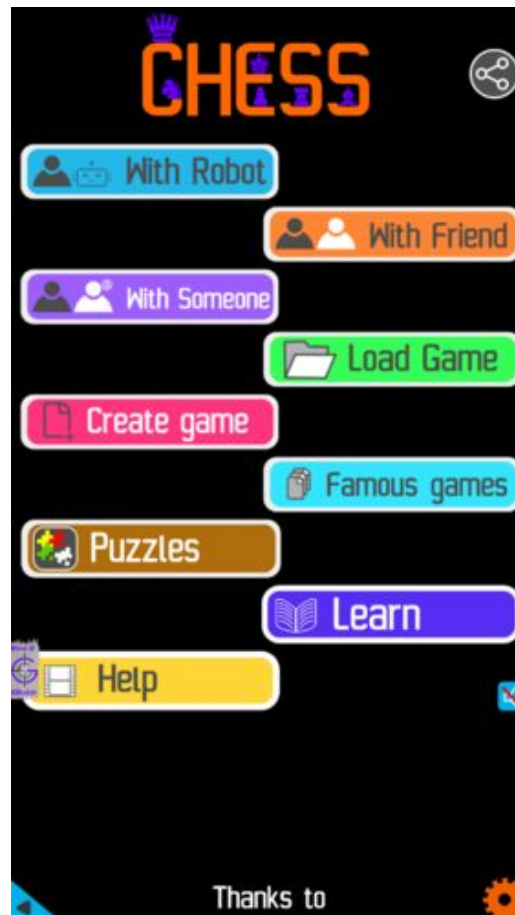


Figure 16: Play chess online for free. Solve puzzles and play with friends

Play chess for free at <https://gbud.in/chs>

We present you a platform to play chess online with friends for free. No need to install any app. You can play chess for free without registration or login.

Simple. You can do several chess related activities.

1. [solve chess puzzles](#)
2. [learn about chess](#)
3. [play chess with computer](#)
4. [play chess with friend](#)
5. [create your own chess games](#)

6. [fen viewer](#)
7. [fen editor](#)
8. [fen generator](#)
9. [pgn viewer](#)
10. [chess board editor](#)
11. [view famous chess games.](#)



Figure 17: Solve this puzzle online by scanning this QR code or go to the link below

<https://gbud.in/gx1q632>

Read the latest article on Medium Chess puzzle # 0086 - Get a queen in two moves by scanning this QR code or click the link

Previous article : [« Medium Chess puzzle # 0085 - Mate in 2 moves](#)

Next article : [Medium chess puzzles »](#)

[Back to top](#)

[Contact Us](#)