



Medium Chess Puzzle # 0062

By

G Bud Games
<https://gbud.in>

November 3, 2021

Contents

Medium Chess puzzle # 0062 - Mate in 3 moves	4
Medium chess puzzle 0062	4
Solution to medium chess puzzle 0062	5
Solution 1	5
Solution 2	8
Right moves for the solution to the medium chess puzzle 0062	11
Explanation for the moves	11
Categories of medium chess puzzle 0062	12
How to view the solution to medium chess puzzle 0062	12
How to get help for moves in the medium chess puzzle 0062	13
Play chess for free	15

List of Figures

1	Solve this medium chess puzzle 0062. Mate in 3 moves @ https://gbud.in/g7nz5x2	4
2	Solve this medium chess puzzle online with solution @ https://gbud.in/g7nz5x2	4
3	Initial board position of medium chess puzzle 0062	5
4	Re8+ - This is a magnet sacrifice to attract the opponent rook to e8 which was guarding the eighth rank	6
5	Rxe8 - Opponent's rook capture one of your rooks which were in battery formation	6
6	Nd7+ - This check is to push the king to g file so that you can have a back-rank mate in next move	7
7	Kg8 - Opponent's king moves to g8 since this is the only legal move available. Opponent's king can not come to e file due to the attack of your rook	7
8	Rxe8# - Your rook captures the opponent's hanging rook and checkmate. This is called back-rank mate since the king is blocked by friendly pawns	8
9	Initial board position of medium chess puzzle 0062	8
10	Nd7+ - This check is to push the king to g file so that you can have a back-rank mate in next move	9
11	Kg8 - Opponent's king moves to g8 since this is the only legal move available. Opponent's king can not come to e file due to the attack of your rook	9

12	Re8+ - This is a magnet sacrifice to attract the opponent rook to e8 which was guarding the eighth rank	10
13	Rxe8 - Opponent's rook capture one of your rooks which were in battery formation	10
14	Rxe8# - Your rook captures the opponent's hanging rook and checkmate. This is called back-rank mate since the king is blocked by friendly pawns	11
15	Click the solution button to view solutions @ https://gbud.in/g7nz5x2	13
16	Click the help button to get help on next move @ https://gbud.in/g7nz5x2	14
17	Solve more medium puzzles @ https://gbud.in/chsmdpz	14
18	Solve other puzzles @ https://gbud.in/chsgppz	14
19	Play chess online for free. Solve puzzles and play with friends	15
20	Solve this puzzle online by scanning this QR code or go to the link below	16

Medium Chess puzzle # 0062 - Mate in 3 moves

Solve this medium chess puzzle and improve your chess games through improvement of your chess strategies and chess tactics.

Puzzle No : 0062

Difficulty level : medium

Description : Mate in 3 moves

Next Move : White

Player level : Intermediate

Short URL for puzzle : <https://gbud.in/g7nz5x2>

Medium chess puzzle 0062




Figure 1: Solve this medium chess puzzle 0062. Mate in 3 moves @ <https://gbud.in/g7nz5x2>



Figure 2: Solve this medium chess puzzle online with solution @ <https://gbud.in/g7nz5x2>

Solution to medium chess puzzle 0062

At this puzzle, next **move** is by **White**. The objective of the puzzle is to mate in 3 moves.

See the interactive solution at the [puzzle page](#)

Solution 1

Initial board position This is the initial board position of medium chess puzzle 0062.




Figure 3: Initial board position of medium chess puzzle 0062

Move 1 Move by white




Figure 4: Re8+ - This is a magnet sacrifice to attract the opponent rook to e8 which was guarding the eighth rank

Move 2 Move by black




Figure 5: Rxe8 - Opponent's rook capture one of your rooks which were in battery formation

Move 3 Move by white




Figure 6: Nd7+ - This check is to push the king to g file so that you can have a back-rank mate in next move

Move 4 Move by black




Figure 7: Kg8 - Opponent's king moves to g8 since this is the only legal move available. Opponent's king can not come to e file due to the attack of your rook

Move 5 Move by white




Figure 8: Rxe8# - Your rook captures the opponent's hanging rook and checkmate. This is called back-rank mate since the king is blocked by friendly pawns

Solution 2

Initial board position This is the initial board position of medium chess puzzle 0062.




Figure 9: Initial board position of medium chess puzzle 0062

Move 1 Move by white




Figure 10: Nd7+ - This check is to push the king to g file so that you can have a back-rank mate in next move

Move 2 Move by black




Figure 11: Kg8 - Opponent's king moves to g8 since this is the only legal move available. Opponent's king can not come to e file due to the attack of your rook

Move 3 Move by white




Figure 12: Re8+ - This is a magnet sacrifice to attract the opponent rook to e8 which was guarding the eighth rank

Move 4 Move by black




Figure 13: Rxe8 - Opponent's rook capture one of your rooks which were in battery formation

Move 5 Move by white




Figure 14: $Rxe8\#$ - Your rook captures the opponent's hanging rook and checkmate. This is called back-rank mate since the king is blocked by friendly pawns

Right moves for the solution to the medium chess puzzle 0062

Based on the objective of the puzzle, you have to make the right moves. Following are the right moves

1. $Re8+$, $Nd7+$, $Rxe8\#$
2. $Nd7+$, $Re8+$, $Rxe8\#$

Explanation for the moves

1. $Re8+$ - This is a magnet sacrifice to attract the opponent rook to e8 which was guarding the eighth rank
2. $Nd7+$ - This check is to push the king to g file so that you can have a back-rank mate in next move
3. $Rxe8\#$ - Your rook captures the opponent's hanging rook and checkmate. This is called back-rank mate since the king is blocked by friendly pawns
4. $Kg8$ - Opponent's king moves to g8 since this is the only legal move available. Opponent's king can not come to e file due to the attack of your rook
5. $Rxe8$ - Opponent's rook capture one of your rooks which were in battery formation

6. For right move - You have pushed the king so that you can have a back-rank mate. It was a good strategy
7. For wrong move - You could have used the battery of rooks and knight to win the game. Do not stop trying

Categories of medium chess puzzle 0062

This medium chess puzzle falls in these categories.

1. [Medium chess puzzles](#)
2. [Sacrifice puzzles in chess](#)
3. [Mate in 2 puzzles in chess](#)
4. [Endgame puzzles in chess](#)
5. [Battery puzzles in chess](#)
6. [Strategy puzzles in chess](#)
7. [Mate pattern puzzles in chess](#)

How to view the solution to medium chess puzzle 0062

To view the [solution to this puzzle](#), follow the steps given below

1. Go to the [puzzle page](#)
2. Click the solution button (Key as shown [below](#)) to view the solution



Figure 15: Click the solution button to view solutions @ <https://gbud.in/g7nz5x2>

How to get help for moves in the medium chess puzzle 0062

To get help or the possible next moves in the puzzle, , follow the steps given below

1. Go to the [puzzle page](#)
2. Click the help button (exclamation mark as shown [below](#)) to get help or suggestion on next possible [move](#)



Figure 16: Click the help button to get help on next move @ <https://gbud.in/g7nz5x2>



Figure 17: Solve more medium puzzles @ <https://gbud.in/chsmdpz>



Figure 18: Solve other puzzles @ <https://gbud.in/chsgppz>

Play chess for free

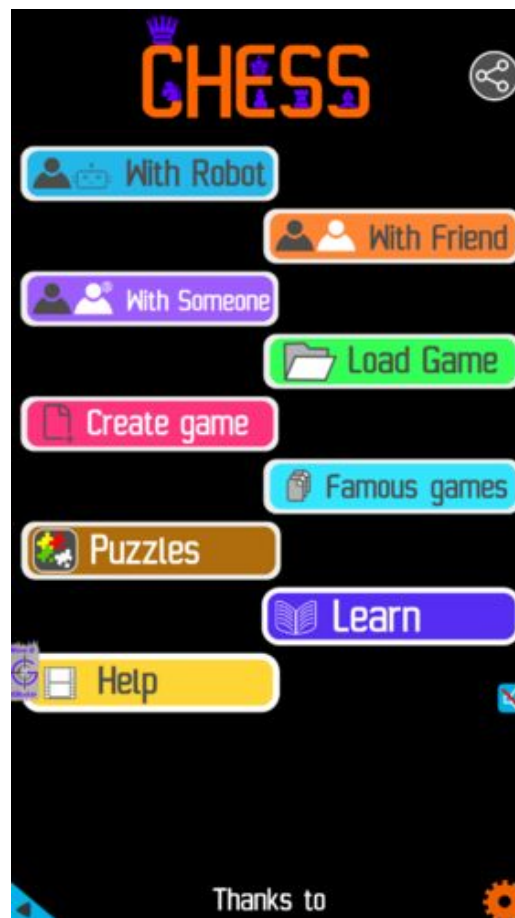


Figure 19: Play chess online for free. Solve puzzles and play with friends

Play chess for free at <https://gbud.in/chs>

We present you a platform to play chess online with friends for free. No need to install any app. You can play chess for free without registration or login.

Simple. You can do several chess related activities.

1. [solve chess puzzles](#)
2. [learn about chess](#)
3. [play chess with computer](#)
4. [play chess with friend](#)
5. [create your own chess games](#)
6. [fen viewer](#)
7. [fen editor](#)
8. [fen generator](#)
9. [pgn viewer](#)
10. [chess board editor](#)

11. [view famous chess games.](#)



Figure 20: Solve this puzzle online by scanning this QR code or go to the link below

<https://gbud.in/g7nz5x2>

Read the latest article on Medium Chess puzzle # 0062 - Mate in 3 moves by scanning this QR code or click the link

Previous article : [« Medium Chess puzzle # 0061 - Gain opponent's rook](#)

Next article : [Medium chess puzzles »](#)

[Back to top](#)

[Contact Us](#)

© GBud Games 2021