



Medium Chess Puzzle # 0054

By

G Bud Games
<https://gbud.in>

October 26, 2021

Contents

Medium Chess puzzle # 0054 - Mate in 2 moves	3
Medium chess puzzle 0054	3
Solution to medium chess puzzle 0054	4
Solution 1	4
Right moves for the solution to the medium chess puzzle 0054	6
Explanation for the moves	6
Categories of medium chess puzzle 0054	6
How to view the solution to medium chess puzzle 0054	7
How to get help for moves in the medium chess puzzle 0054	7
Play chess for free	9

List of Figures

1	Solve this medium chess puzzle 0054. Mate in 2 moves @ https://gbud.in/ghrq1v2	3
2	Solve this medium chess puzzle online with solution @ https://gbud.in/ghrq1v2	3
3	Initial board position of medium chess puzzle 0054	4
4	Nf4+ - Knight gives a check and clears h file for the rook to move. The pawn at g3 can not capture the knight since it is pinned to the king	5
5	Kg1 - This is the only legal move available for opponent's king	5
6	Rh1# - Rook moves in and mate. King can not capture the rook since the rook is in battery formation with another rook	6
7	Click the solution button to view solutions @ https://gbud.in/ghrq1v2	7
8	Click the help button to get help on next move @ https://gbud.in/ghrq1v2	8
9	Solve more medium puzzles @ https://gbud.in/chsmdpz	8
10	Solve other puzzles @ https://gbud.in/chsgppz	8
11	Play chess online for free. Solve puzzles and play with friends	9
12	Solve this puzzle online by scanning this QR code or go to the link below	10

Medium Chess puzzle # 0054 - Mate in 2 moves

Solve this medium chess puzzle and improve your chess games through improvement of your chess strategies and chess tactics.

Puzzle No : 0054

Difficulty level : medium

Description : Mate in 2 moves

Next Move : Black

Player level : Intermediate

Short URL for puzzle : <https://gbud.in/ghrq1v2>

Medium chess puzzle 0054




Figure 1: Solve this medium chess puzzle 0054. Mate in 2 moves @ <https://gbud.in/ghrq1v2>



Figure 2: Solve this medium chess puzzle online with solution @ <https://gbud.in/ghrq1v2>

Solution to medium chess puzzle 0054

At this puzzle, next **move** is by **Black**. The objective of the puzzle is to mate in 2 moves.

See the interactive solution at the [puzzle page](#)

Solution 1

Initial board position This is the initial board position of medium chess puzzle 0054.




Figure 3: Initial board position of medium chess puzzle 0054

Move 1 Move by black




Figure 4: Nf4+ - Knight gives a check and clears h file for the rook to move. The pawn at g3 can not capture the knight since it is pinned to the king

Move 2 Move by white




Figure 5: Kg1 - This is the only legal move available for opponent's king

Move 3 Move by black




Figure 6: Rh1# - Rook moves in and mate. King can not capture the rook since the rook is in battery formation with another rook

Right moves for the solution to the medium chess puzzle 0054

Based on the objective of the puzzle, you have to make the right moves. Following are the right moves

1. Nf4+, Rh1#

Explanation for the moves

1. Nf4+ - Knight gives a check and clears h file for the rook to move. The pawn at g3 can not capture the knight since it is pinned to the king
2. Rh1# - Rook moves in and mate. King can not capture the rook since the rook is in battery formation with another rook
3. Kg1 - This is the only legal move available for opponent's king
4. For right move - You used your knight and rook effectively to win the game. Good strategy
5. For wrong move - You could have had a checkmate if you cleared the h file for your battery of rooks

Categories of medium chess puzzle 0054

This medium chess puzzle falls in these categories.

1. [Medium chess puzzles](#)
2. [Mate in 2 puzzles in chess](#)
3. [Endgame puzzles in chess](#)
4. [Battery puzzles in chess](#)
5. [Strategy puzzles in chess](#)

How to view the solution to medium chess puzzle 0054

To view the [solution to this puzzle](#), follow the steps given below

1. Go to the [puzzle page](#)
2. Click the solution button (Key as shown [below](#)) to view the solution



Figure 7: Click the solution button to view solutions @ <https://gbud.in/ghrq1v2>

How to get help for moves in the medium chess puzzle 0054

To get help or the possible next moves in the puzzle, , follow the steps given below

1. Go to the [puzzle page](#)

2. Click the help button (exclamation mark as shown [below](#)) to get help or suggestion on next possible [move](#)



Figure 8: Click the help button to get help on next move @ <https://gbud.in/ghrq1v2>



Figure 9: Solve more medium puzzles @ <https://gbud.in/chsmdpz>



Figure 10: Solve other puzzles @ <https://gbud.in/chsgppz>

Play chess for free

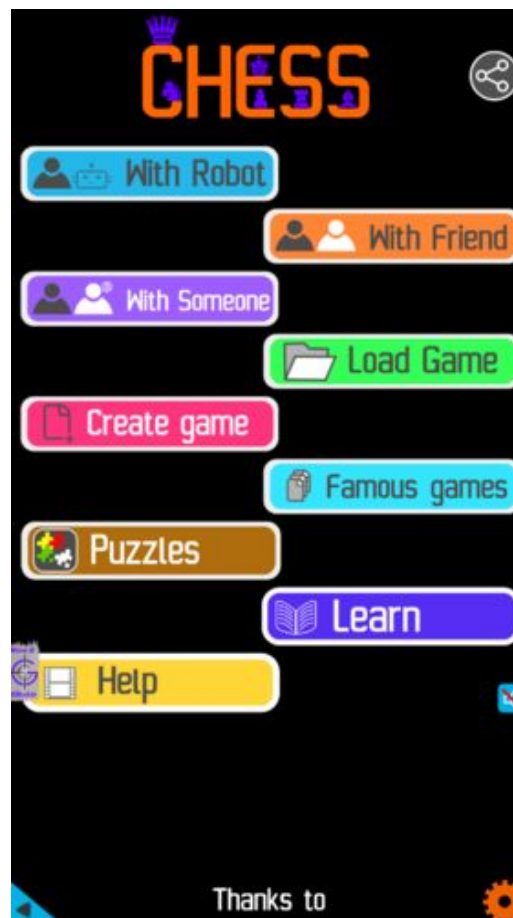


Figure 11: Play chess online for free. Solve puzzles and play with friends

Play chess for free at <https://gbud.in/chs>

We present you a platform to play chess online with friends for free. No need to install any app. You can play chess for free without registration or login.

Simple. You can do several chess related activities.

1. [solve chess puzzles](#)
2. [learn about chess](#)
3. [play chess with computer](#)
4. [play chess with friend](#)
5. [create your own chess games](#)
6. [fen viewer](#)
7. [fen editor](#)
8. [fen generator](#)
9. [pgn viewer](#)
10. [chess board editor](#)

11. [view famous chess games.](#)



Figure 12: Solve this puzzle online by scanning this QR code or go to the link below

<https://gbud.in/ghrq1v2>

Read the latest article on Medium Chess puzzle # 0054 - Mate in 2 moves by scanning this QR code or click the link

Previous article : [« Medium Chess puzzle # 0053 - Mate in 2 moves](#)

Next article : [Medium chess puzzles »](#)

[Back to top](#)

[Contact Us](#)

© GBud Games 2021