



Medium chess puzzles with solutions

By

G Bud Games

<https://gbud.in>



Medium Chess Puzzle # 0001

By

G Bud Games
<https://gbud.in>

September 23, 2021

Chapter 1

Medium chess puzzle - # 0001 - Gain Bishop

Solve this Medium chess puzzle and improve your chess games through improvement of your chess strategies and chess tactics.

Puzzle No : 0001

Difficulty level : Medium

Description : Gain Bishop

Next Move : Black

Player level : Intermediate

1.1 Medium chess puzzle 0001



Figure 1.1: Solve this Medium chess puzzle 0001. Gain Bishop @ <https://gbud.in/g76jdq2>



Figure 1.2: Solve this medium chess puzzle online with solution @ <https://gbud.in/g76jdq2>

1.2 Solution to Medium chess puzzle 0001

At this puzzle, next **move** is by **black**. The objective of the puzzle is to capture the **Bishop**. There are two **white** bishops available in the **board** at **g5** and **a4**. You have to capture one of these

The bishop at a4 is away from any of your pieces. So the obvious choice is the bishop at g5. This can be captured by giving a **check** to white **king** at d2 by your **knight** at f6. This move is called **knight fork** since it attacks two pieces at the same time. See the **Board position before knight fork**



Figure 1.3: Board position before knight fork

The **board position after the knight fork** shows the movement of knight from f6 to e4. Now the king is in check. Since there are no pieces to **capture** the knight at e4, the king needs to move.



Figure 1.4: Board position after knight fork

The king moves to d3 intending to capture the knight at e4.



Figure 1.5: King moves closer to knight

The knight at e4 moves to g5 and captures the bishop at g5.



Figure 1.6: Knight captures bishop

This is the solution. You gave a check to the king by knight and targeted the bishop at the same time. this move is called fork and now you gained a bishop.



Figure 1.7: Solve more medium puzzles @ <https://gbud.in/chsmdpz>



Figure 1.8: Solve other puzzles @ <https://gbud.in/chsgppz>

Play chess for free



Figure 1.9: Play chess online for free. Solve puzzles and play with friends

Play chess for free at <https://gbud.in/chs>

We present you a platform to play chess online with friends for free. No need to install any app. You can play chess for free without registration or login.

Simple. You can do several chess related activities.

1. solve chess puzzles
2. learn about chess
3. play chess with computer
4. play chess with friend
5. create your own chess games
6. fen viewer
7. fen editor
8. fen generator
9. pgn viewer
10. chess board editor
11. view famous chess games.



Figure 1.10: Solve this puzzle online by scanning this QR code or goto the link below

<https://gbud.in/g76jdq2>

Read the latest article on Medium chess puzzle - # 0001 - Gain Bishop by scanning this QR code or click the link

Previous article : [« Medium chess puzzles](#)

Next article : [Medium chess puzzle - # 0002 - Check mate in two moves »](#)

[Back to top](#)

[Contact Us](#)

© GBud Games 2021



Medium Chess Puzzle # 0002

By

G Bud Games
<https://gbud.in>

September 23, 2021

Chapter 1

Medium chess puzzle - # 0002 - Check mate in two moves

Solve this Medium chess puzzle and improve your chess games through improvement of your chess strategies and chess tactics.

Puzzle No : 0002

Difficulty level : medium

Description : Check mate in two moves

Next Move : White

Player level : Intermediate

Short URL for puzzle : <https://gbud.in/gdng8s2>

1.1 Medium chess puzzle 0002



Figure 1.1: Solve this Medium chess puzzle 0002. Check mate in two moves @ <https://gbud.in/gdng8s2>



Figure 1.2: Solve this medium chess puzzle online with solution @ <https://gbud.in/gdng8s2>

1.2 Solution to Medium chess puzzle 0002

At this puzzle, next move is by **White**. The objective of the puzzle is to **checkmate** in two moves. Black king is guarded by the rook at f8. It may seem not possible to **checkmate** in two moves. But it is possible. The king has to be forced to **move** to a vulnerable square. For this you have to sacrifice one of your pieces.

For this, you can **sacrifice** your queen. Though queen is the most **valuable** piece, it can be **sacrificed** for the checkmate. This sacrifice is called **magnet sacrifice**. See the solution at the [puzzle page](#)

1.3 How to view the solution to Medium chess puzzle 0002

To view the [solution to this puzzle](#), follow the steps given below

1. Go to the [puzzle page](#)
2. Click the solution button (Key as shown [below](#)) to view the solution



Figure 1.3: Click the solution button to view solutions @ <https://gbud.in/gdng8s2>

1.4 How to get help for moves in the Medium chess puzzle 0002

To get help or the possible next moves in the puzzle, , follow the steps given below

1. Go to the [puzzle page](#)
2. Click the help button (exclamation mark as shown [below](#)) to get help or suggestion on next possible [move](#)



Figure 1.4: Click the help button to get help on next move @ <https://gbud.in/gdng8s2>



Figure 1.5: Solve more medium puzzles @ <https://gbud.in/chsmdpz>



Figure 1.6: Solve other puzzles @ <https://gbud.in/chsgppz>

1.5 Play chess for free



Figure 1.7: Play chess online for free. Solve puzzles and play with friends

Play chess for free at <https://gbud.in/chs>

We present you a platform to play chess online with friends for free. No need to install any app. You can play chess for free without registration or login.

Simple. You can do several chess related activities.

1. solve chess puzzles
2. learn about chess
3. play chess with computer
4. play chess with friend
5. create your own chess games
6. fen viewer
7. fen editor
8. fen generator
9. pgn viewer
10. chess board editor
11. view famous chess games.



Figure 1.8: Solve this puzzle online by scanning this QR code or go to the link below

<https://gbud.in/gdng8s2>

Read the latest article on Medium chess puzzle - # 0002 - Check mate in two moves by scanning this QR code or click the link

Previous article : « [Medium chess puzzle - # 0001 - Gain Bishop](#) »

Next article : [Medium chess puzzle - # 0003 - Gain a piece](#) »

[Back to top](#)

[Contact Us](#)

© GBud Games 2021



Medium Chess Puzzle # 0003

By

G Bud Games
<https://gbud.in>

September 23, 2021

Chapter 1

Medium chess puzzle - # 0003 - Gain a piece

Solve this Medium chess puzzle and improve your chess games through improvement of your chess strategies and chess tactics.

Puzzle No : 0003

Difficulty level : medium

Description : Gain a piece

Next Move : Black

Player level : Intermediate

Short URL for puzzle : <https://gbud.in/gtx6gx2>

1.1 Medium chess puzzle 0003



Figure 1.1: Solve this Medium chess puzzle 0003. Gain a piece @ <https://gbud.in/gtx6gx2>



Figure 1.2: Solve this medium chess puzzle online with solution @ <https://gbud.in/gtx6gx2>

1.2 Solution to Medium chess puzzle 0003

At this puzzle, next **move** is by **Black**. The objective of the puzzle is to gain a **pieces**. It is little tricky, but possible. Your **queen** can move to **b4** and give **check** to the **king**. The king can not **move** to any nearby **squares** since they are attacked by your **bishop** and **queen**.

Now the only choice for the opponent is to move their bishop to d2 to block your queens attack. Now the **pawn** at b2 is not supported. Your queen can capture the pawn and attack the **rook** and **knight** at the same time. This is called **fork**. You can gain either a rook or a knight without

losing any of your pieces based on the opponents [move](#). This is how you gain a [piece](#).

See the solution at the [puzzle page](#)

1.3 How to view the solution to Medium chess puzzle 0003

To view the [solution to this puzzle](#), follow the steps given below

1. Go to the [puzzle page](#)
2. Click the solution button (Key as shown [below](#)) to view the solution



Figure 1.3: Click the solution button to view solutions @ <https://gbud.in/gtx6gx2>

1.4 How to get help for moves in the Medium chess puzzle 0003

To get help or the possible next moves in the puzzle, , follow the steps given below

1. Go to the [puzzle page](#)

2. Click the help button (exclamation mark as shown [below](#)) to get help or suggestion on next possible [move](#)



Figure 1.4: Click the help button to get help on next move @ <https://gbud.in/gtx6gx2>



Figure 1.5: Solve more medium puzzles @ <https://gbud.in/chsmdpz>



Figure 1.6: Solve other puzzles @ <https://gbud.in/chsgppz>

1.5 Play chess for free



Figure 1.7: Play chess online for free. Solve puzzles and play with friends

Play chess for free at <https://gbud.in/chs>

We present you a platform to play chess online with friends for free. No need to install any app. You can play chess for free without registration or login.

Simple. You can do several chess related activities.

1. solve chess puzzles
2. learn about chess
3. play chess with computer
4. play chess with friend
5. create your own chess games
6. fen viewer
7. fen editor
8. fen generator
9. pgn viewer
10. chess board editor
11. view famous chess games.



Figure 1.8: Solve this puzzle online by scanning this QR code or go to the link below

<https://gbud.in/gtx6gx2>

Read the latest article on Medium chess puzzle - # 0003 - Gain a piece by scanning this QR code or click the link

Previous article : [« Medium chess puzzle - # 0002 - Check mate in two moves](#)

Next article : [Medium chess puzzle - # 0004 - Avoid check mate in one move »](#)

[Back to top](#)

[Contact Us](#)

© GBud Games 2021



Medium Chess Puzzle # 0004

By

G Bud Games
<https://gbud.in>

September 23, 2021

Chapter 1

Medium chess puzzle - # 0004 - Avoid check mate in one move

Solve this Medium chess puzzle and improve your chess games through improvement of your chess strategies and chess tactics.

Puzzle No : 0004

Difficulty level : medium

Description : Avoid check mate in one move

Next Move : Black

Player level : Intermediate

Short URL for puzzle : <https://gbud.in/gw8gcx2>

1.1 Medium chess puzzle 0004



Figure 1.1: Solve this Medium chess puzzle 0004. Avoid check mate in one move @ <https://gbud.in/gw8gcx2>



Figure 1.2: Solve this medium chess puzzle online with solution @ <https://gbud.in/gw8gcx2>

1.2 Solution to Medium chess puzzle 0004

At this puzzle, next **move** is by **Black**. The objective of the puzzle is to avoid **checkmate** in one **move**. Your **knight** at d6 is captured by the **bishop** and the bishop is not supported. You may be tempted to capture the bishop. This is a decoy which will divert your attention from the main issue. If you do not act, the opponent will have a checkmate on you by attacking the **pawn** at f7. This checkmate is called **scholar's mate**.

You have several options to avoid the checkmate in one move. They are

1. Block the white queen access to the square f7. This can be achieved by moving the pawn at g file to g2.
2. Give support to the pawn at f7. This can be done by any of the two moves. They are
 - Move your queen to f6 or e7

See the solution at the [puzzle page](#)

1.3 How to view the solution to Medium chess puzzle 0004

To view the [solution to this puzzle](#), follow the steps given below

1. Go to the [puzzle page](#)
2. Click the solution button (Key as shown [below](#)) to view the solution



Figure 1.3: Click the solution button to view solutions @ <https://gbud.in/gw8gcx2>

1.4 How to get help for moves in the Medium chess puzzle 0004

To get help or the possible next moves in the puzzle, , follow the steps given below

1. Go to the [puzzle page](#)
2. Click the help button (exclamation mark as shown [below](#)) to get help or suggestion on next possible [move](#)



Figure 1.4: Click the help button to get help on next move @ <https://gbud.in/gw8gcx2>



Figure 1.5: Solve more medium puzzles @ <https://gbud.in/chsmdpz>



Figure 1.6: Solve other puzzles @ <https://gbud.in/chsgppz>

1.5 Play chess for free



Figure 1.7: Play chess online for free. Solve puzzles and play with friends

Play chess for free at <https://gbud.in/chs>

We present you a platform to play chess online with friends for free. No need to install any app. You can play chess for free without registration or login.

Simple. You can do several chess related activities.

1. [solve chess puzzles](#)
2. [learn about chess](#)

3. [play chess with computer](#)
4. [play chess with friend](#)
5. [create your own chess games](#)
6. [fen viewer](#)
7. [fen editor](#)
8. [fen generator](#)
9. [pgn viewer](#)
10. [chess board editor](#)
11. [view famous chess games.](#)



Figure 1.8: Solve this puzzle online by scanning this QR code or go to the link below

<https://gbud.in/gw8gcx2>

Read the latest article on Medium chess puzzle - # 0004 - Avoid check mate in one move by scanning this QR code or click the link

Previous article : [« Medium chess puzzle - # 0003 - Gain a piece](#)

Next article : [Medium chess puzzle - # 0005 - Gain a piece »](#)

[Back to top](#)

[Contact Us](#)

© GBud Games 2021



Medium Chess Puzzle # 0005

By

G Bud Games
<https://gbud.in>

September 23, 2021

Chapter 1

Medium chess puzzle - # 0005 - Gain a piece

Solve this Medium chess puzzle and improve your chess games through improvement of your chess strategies and chess tactics.

Puzzle No : 0005

Difficulty level : medium

Description : Gain a piece

Next Move : Black

Player level : Intermediate

Short URL for puzzle : <https://gbud.in/gh08n52>

1.1 Medium chess puzzle 0005



Figure 1.1: Solve this Medium chess puzzle 0005. Gain a piece @ <https://gbud.in/gh08n52>



Figure 1.2: Solve this medium chess puzzle online with solution @ <https://gbud.in/gh08n52>

1.2 Solution to Medium chess puzzle 0005

At this puzzle, next **move** is by **Black**. The objective of the puzzle is to gain a **piece**. The white **bishop** at **c4** supports the **rook** at **d5**. If you capture the bishop using your rook at **c file**, the white rook becomes unsupported. Your rook may be captured by the **knight**. However, you can capture the unsupported rook using your rook at fifth **rank**. This process of removing the supporting or guarding piece is called undermining.

See the solution at the [puzzle page](#)

1.3 How to view the solution to Medium chess puzzle 0005

To view the [solution to this puzzle](#), follow the steps given below

1. Go to the [puzzle page](#)
2. Click the solution button (Key as shown [below](#)) to view the solution



Figure 1.3: Click the solution button to view solutions @ <https://gbud.in/gh08n52>

1.4 How to get help for moves in the Medium chess puzzle 0005

To get help or the possible next moves in the puzzle, , follow the steps given below

1. Go to the [puzzle page](#)
2. Click the help button (exclamation mark as shown [below](#)) to get help or suggestion on next possible [move](#)



Figure 1.4: Click the help button to get help on next move @ <https://gbud.in/gh08n52>



Figure 1.5: Solve more medium puzzles @ <https://gbud.in/chsmdpz>



Figure 1.6: Solve other puzzles @ <https://gbud.in/chsgppz>

1.5 Play chess for free



Figure 1.7: Play chess online for free. Solve puzzles and play with friends

Play chess for free at <https://gbud.in/chs>

We present you a platform to play chess online with friends for free. No need to install any app. You can play chess for free without registration or login.

Simple. You can do several chess related activities.

1. solve chess puzzles
2. learn about chess
3. play chess with computer
4. play chess with friend
5. create your own chess games
6. fen viewer
7. fen editor
8. fen generator
9. pgn viewer
10. chess board editor
11. view famous chess games.



Figure 1.8: Solve this puzzle online by scanning this QR code or go to the link below

<https://gbud.in/gh08n52>

Read the latest article on Medium chess puzzle - # 0005 - Gain a piece by scanning this QR code or click the link

Previous article : [« Medium chess puzzle - # 0004 - Avoid check mate in one move](#)

Next article : [Medium chess puzzle - # 0006 - Checkmate in 2 moves »](#)

[Back to top](#)

[Contact Us](#)

© GBud Games 2021



Medium Chess Puzzle # 0006

By

G Bud Games
<https://gbud.in>

September 23, 2021

Chapter 1

Medium chess puzzle - # 0006 - Checkmate in 2 moves

Solve this Medium chess puzzle and improve your chess games through improvement of your chess strategies and chess tactics.

Puzzle No : 0006

Difficulty level : medium

Description : Checkmate in 2 moves

Next Move : White

Player level : Intermediate

Short URL for puzzle : <https://gbud.in/gd38l02>

1.1 Medium chess puzzle 0006



Figure 1.1: Solve this Medium chess puzzle 0006. Checkmate in 2 moves @ <https://gbud.in/gd38l02>



Figure 1.2: Solve this medium chess puzzle online with solution @ <https://gbud.in/gd38l02>

1.2 Solution to Medium chess puzzle 0006

At this puzzle, next **move** is by **White**. The objective of the puzzle is to **checkmate** in 2 **moves**. To have a checkmate in 2 moves, you need to sacrifice your **bishop** so that the **king** will be forced to move a tactically weaker **square**. For this, you have to **capture** the **pawn** at **f7** and give a **check** to the opponent. The king has no other options other than capturing the bishop. After your bishop is captured, you give another check by moving your **queen** to **h5** and **checkmate**. This process of sacrificing a piece and attracts the opponents **piece** to a tactically weaker square is called **magnet sacrifice**.

See the solution at the [puzzle page](#)

1.3 How to view the solution to Medium chess puzzle 0006

To view the [solution to this puzzle](#), follow the steps given below

1. Go to the [puzzle page](#)
2. Click the solution button (Key as shown [below](#)) to view the solution



Figure 1.3: Click the solution button to view solutions @ <https://gbud.in/gd38102>

1.4 How to get help for moves in the Medium chess puzzle 0006

To get help or the possible next moves in the puzzle, , follow the steps given below

1. Go to the [puzzle page](#)
2. Click the help button (exclamation mark as shown [below](#)) to get help or suggestion on next possible [move](#)



Figure 1.4: Click the help button to get help on next move @ <https://gbud.in/gd38l02>



Figure 1.5: Solve more medium puzzles @ <https://gbud.in/chsmdpz>



Figure 1.6: Solve other puzzles @ <https://gbud.in/chsgppz>

1.5 Play chess for free



Figure 1.7: Play chess online for free. Solve puzzles and play with friends

Play chess for free at <https://gbud.in/chs>

We present you a platform to [play chess online with friends for free](#). No need to install any app. You can [play chess for free without registration or login](#).

Simple. You can do several chess related activities.

1. [solve chess puzzles](#)
2. [learn about chess](#)
3. [play chess with computer](#)
4. [play chess with friend](#)
5. [create your own chess games](#)
6. [fen viewer](#)
7. [fen editor](#)
8. [fen generator](#)
9. [pgn viewer](#)
10. [chess board editor](#)
11. [view famous chess games](#).



Figure 1.8: Solve this puzzle online by scanning this QR code or go to the link below

<https://gbud.in/gd38l02>

Read the latest article on Medium chess puzzle - # 0006 - Checkmate in 2 moves by scanning this QR code or click the link

Previous article : [« Medium chess puzzle - # 0005 - Gain a piece](#)

Next article : [Medium chess puzzle - # 0007 - Capture queen in two moves »](#)

[Back to top](#)

[Contact Us](#)

© GBud Games 2021



Medium Chess Puzzle # 0007

By

G Bud Games
<https://gbud.in>

September 23, 2021

Chapter 1

Medium chess puzzle - # 0007 - Capture queen in two moves

Solve this Medium chess puzzle and improve your chess games through improvement of your chess strategies and chess tactics.

Puzzle No : 0007

Difficulty level : medium

Description : Capture queen in two moves

Next Move : Black

Player level : Intermediate

Short URL for puzzle : <https://gbud.in/g4lnw62>

1.1 Medium chess puzzle 0007



Figure 1.1: Solve this Medium chess puzzle 0007. Capture queen in two moves @ <https://gbud.in/g4lnw62>



Figure 1.2: Solve this medium chess puzzle online with solution @ <https://gbud.in/g4lnw62>

1.2 Solution to Medium chess puzzle 0007

At this puzzle, next **move** is by **Black**. The objective of the puzzle is to **capture** the **queen** in 2 **moves**. To capture the queen you need to use two different tactics. First you have to pull the king to a weaker **square** and then you attack the **king** and **queen** at the same time.

To pull the king to a tactically weaker square, you have to **sacrifice** one of your bishops. You can capture the **pawn** at f2 and give a **check** to opponent. The king has no other options other than capturing the attacking bishop, since the squares h1 and f1 are targeted by the knight at g3. After the

bishop is captured, move your knight to d3 thereby capturing the bishop and give the consecutive check to king. This move by knight also attacks the queen at the same time. After the king gets out of this second check, capture the opponents queen at b4. The technique of pulling the king to a weaker square by sacrificing the bishop is called [magnet sacrifice](#). Attacking the king and the queen at the same time by your knight is called [knight Fork](#).

See the solution at the [puzzle page](#)

1.3 How to view the solution to Medium chess puzzle 0007

To view the [solution to this puzzle](#), follow the steps given below

1. Go to the [puzzle page](#)
2. Click the solution button (Key as shown [below](#)) to view the solution



Figure 1.3: Click the solution button to view solutions @ <https://gbud.in/g4lnw62>

1.4 How to get help for moves in the Medium chess puzzle 0007

To get help or the possible next moves in the puzzle, , follow the steps given below

1. Go to the [puzzle page](#)
2. Click the help button (exclamation mark as shown [below](#)) to get help or suggestion on next possible [move](#)



Figure 1.4: Click the help button to get help on next move @ <https://gbud.in/g4lnw62>



Figure 1.5: Solve more medium puzzles @ <https://gbud.in/chsmdpz>



Figure 1.6: Solve other puzzles @ <https://gbud.in/chsgppz>

1.5 Play chess for free



Figure 1.7: Play chess online for free. Solve puzzles and play with friends

Play chess for free at <https://gbud.in/chs>

We present you a platform to play chess online with friends for free. No need to install any app. You can play chess for free without registration or login.

Simple. You can do several chess related activities.

1. [solve chess puzzles](#)
2. [learn about chess](#)

3. [play chess with computer](#)
4. [play chess with friend](#)
5. [create your own chess games](#)
6. [fen viewer](#)
7. [fen editor](#)
8. [fen generator](#)
9. [pgn viewer](#)
10. [chess board editor](#)
11. [view famous chess games.](#)



Figure 1.8: Solve this puzzle online by scanning this QR code or go to the link below

<https://gbud.in/g4lnw62>

Read the latest article on Medium chess puzzle - # 0007 - Capture queen in two moves by scanning this QR code or click the link

Previous article : [« Medium chess puzzle - # 0006 - Checkmate in 2 moves](#)

Next article : [Medium chess puzzle - # 0008 - Avoid losing the queen »](#)

[Back to top](#)

[Contact Us](#)

© GBud Games 2021



Medium Chess Puzzle # 0008

By

G Bud Games
<https://gbud.in>

September 23, 2021

Chapter 1

Medium chess puzzle - # 0008 - Avoid losing the queen

Solve this Medium chess puzzle and improve your chess games through improvement of your chess strategies and chess tactics.

Puzzle No : 0008

Difficulty level : medium

Description : Avoid losing the queen

Next Move : Black

Player level : Intermediate

Short URL for puzzle : <https://gbud.in/gj18p52>

1.1 Medium chess puzzle 0008



Figure 1.1: Solve this Medium chess puzzle 0008. Avoid losing the queen @ <https://gbud.in/gj18p52>



Figure 1.2: Solve this medium chess puzzle online with solution @ <https://gbud.in/gj18p52>

1.2 Solution to Medium chess puzzle 0008

At this puzzle, next **move** is by **Black**. The objective of the puzzle is to avoid losing the **queen**. Here your queen at **e7** is supported by your **king**. If your king gives up the support, your queen becomes unsupported. So the opponent will try to deflect your king. They could do this by **sacrificing** their **bishop**. If their bishop captures your **pawn** at **g7** and gives a **check**, your king has to move to **g8** or **capture** the bishop. The king can not move to **e8** as that square is targeted by the **knight** at **c7**. If your king does any of these moves you will lose your king.

You have three options to save your queen.

1. Block the bishop access to g7. This can be done by moving the pawn in f file to f6.
2. Block opponents queen's target on your queen. This can be done by moving the pawn in c file to c5.
3. Capture the opponents queen

See the solution at the [puzzle page](#)

1.3 How to view the solution to Medium chess puzzle 0008

To view the [solution to this puzzle](#), follow the steps given below

1. Go to the [puzzle page](#)
2. Click the solution button (Key as shown [below](#)) to view the solution



Figure 1.3: Click the solution button to view solutions @ <https://gbud.in/gj18p52>

1.4 How to get help for moves in the Medium chess puzzle 0008

To get help or the possible next moves in the puzzle, , follow the steps given below

1. Go to the [puzzle page](#)
2. Click the help button (exclamation mark as shown [below](#)) to get help or suggestion on next possible [move](#)



Figure 1.4: Click the help button to get help on next move @ <https://gbud.in/gj18p52>



Figure 1.5: Solve more medium puzzles @ <https://gbud.in/chsmdpz>



Figure 1.6: Solve other puzzles @ <https://gbud.in/chsgppz>

1.5 Play chess for free



Figure 1.7: Play chess online for free. Solve puzzles and play with friends

Play chess for free at <https://gbud.in/chs>

We present you a platform to play chess online with friends for free. No need to install any app. You can play chess for free without registration or login.

Simple. You can do several chess related activities.

1. [solve chess puzzles](#)
2. [learn about chess](#)

3. [play chess with computer](#)
4. [play chess with friend](#)
5. [create your own chess games](#)
6. [fen viewer](#)
7. [fen editor](#)
8. [fen generator](#)
9. [pgn viewer](#)
10. [chess board editor](#)
11. [view famous chess games.](#)



Figure 1.8: Solve this puzzle online by scanning this QR code or go to the link below

<https://gbud.in/gj18p52>

Read the latest article on Medium chess puzzle - # 0008 - Avoid losing the queen by scanning this QR code or click the link

Previous article : [« Medium chess puzzle - # 0007 - Capture queen in two moves](#)

Next article : [Medium chess puzzle - # 0009 - will you fall into the trap »](#)

[Back to top](#)

[Contact Us](#)

© GBud Games 2021



Medium Chess Puzzle # 0009

By

G Bud Games
<https://gbud.in>

September 23, 2021

Chapter 1

Medium chess puzzle - # 0009 - will you fall into the trap

Solve this Medium chess puzzle and improve your chess games through improvement of your chess strategies and chess tactics.

Puzzle No : 0009

Difficulty level : medium

Description : will you fall into the trap

Next Move : White

Player level : Intermediate

Short URL for puzzle : <https://gbud.in/g416m42>

1.1 Medium chess puzzle 0009




Figure 1.1: Solve this Medium chess puzzle 0009. will you fall into the trap @ <https://gbud.in/g416m42>



Figure 1.2: Solve this medium chess puzzle online with solution @ <https://gbud.in/g416m42>

1.2 Solution to Medium chess puzzle 0009

At this puzzle, next **move** is by **White**. The objective of the puzzle is whether will you fall into the trap set by the opponent. Your opponent has just captured your **knight**. You may be tempted to capture the knight as it is not supported. Actually it is a **magnetsacrifice** by your opponent so that you will move your king to a tactically weaker square. If you capture the knight, your opponent will **checkmate** in next **move** by moving their **queen** to **d1**. This checkmate is also called **back-rank mate** as your king is blocked by your own **pieces**.

You have four options to avoid this trap

1. Block the queen's access to d1. This can be done by moving your [pawn](#) in f file to f3.
2. Defend the square d1. This can be done in two ways.
 - Release the access to d1 for your [rook](#) at a1. If you move your [bishop](#) to e3, the rook will attack the queen if it moves there
 - make access for your bishop to d1. If you move your pawn in c file to c3, your bishop will attack the queen if it moves there
3. Have a square free for your king to move. If you move the pawn from g2 to g3, your king can move to g3 if queen gives a check.

See the solution at the [puzzle page](#)

1.3 How to view the solution to Medium chess puzzle 0009

To view the [solution to this puzzle](#), follow the steps given below

1. Go to the [puzzle page](#)
2. Click the solution button (Key as shown [below](#)) to view the solution



Figure 1.3: Click the solution button to view solutions @ <https://gbud.in/g416m42>

1.4 How to get help for moves in the Medium chess puzzle 0009

To get help or the possible next moves in the puzzle, , follow the steps given below

1. Go to the [puzzle page](#)
2. Click the help button (exclamation mark as shown [below](#)) to get help or suggestion on next possible [move](#)



Figure 1.4: Click the help button to get help on next move @ <https://gbud.in/g416m42>



Figure 1.5: Solve more medium puzzles @ <https://gbud.in/chsmdpz>



Figure 1.6: Solve other puzzles @ <https://gbud.in/chsgppz>

1.5 Play chess for free



Figure 1.7: Play chess online for free. Solve puzzles and play with friends

Play chess for free at <https://gbud.in/chs>

We present you a platform to play chess online with friends for free. No need to install any app. You can play chess for free without registration or login.

Simple. You can do several chess related activities.

1. [solve chess puzzles](#)
2. [learn about chess](#)

3. [play chess with computer](#)
4. [play chess with friend](#)
5. [create your own chess games](#)
6. [fen viewer](#)
7. [fen editor](#)
8. [fen generator](#)
9. [pgn viewer](#)
10. [chess board editor](#)
11. [view famous chess games.](#)



Figure 1.8: Solve this puzzle online by scanning this QR code or go to the link below

<https://gbud.in/g416m42>

Read the latest article on Medium chess puzzle - # 0009 - will you fall into the trap by scanning this QR code or click the link

Previous article : [« Medium chess puzzle - # 0008 - Avoid losing the queen](#)

Next article : [Medium chess puzzle - # 0010 - gain a piece »](#)

[Back to top](#)

[Contact Us](#)

© GBud Games 2021



Medium Chess Puzzle # 0010

By

G Bud Games
<https://gbud.in>

September 23, 2021

Chapter 1

Medium chess puzzle - # 0010 - gain a piece

Solve this Medium chess puzzle and improve your chess games through improvement of your chess strategies and chess tactics.

Puzzle No : 0010

Difficulty level : medium

Description : gain a piece

Next Move : White

Player level : Intermediate

Short URL for puzzle : <https://gbud.in/g96np82>

1.1 Medium chess puzzle 0010



Figure 1.1: Solve this Medium chess puzzle 0010. gain a piece @ <https://gbud.in/g96np82>



Figure 1.2: Solve this medium chess puzzle online with solution @ <https://gbud.in/g96np82>

1.2 Solution to Medium chess puzzle 0010

At this puzzle, next **move** is by **White**. The objective of the puzzle is to gain a **piece**. If you observe carefully, you can notice that the opponents **queen** and **rook** are at the same diagonal. This diagonal can be attacked by your **bishop** from **b5**. Your bishop is also supported by the **pawn** at **a4**. After your bishop is moved to **b5**, the queen will try to move out of the diagonal. If the queen moves, you can attack the unsupported **rook** at **e8**. This kind of indirectly attacking a piece through another piece is called X-ray attack or skewer.

See the solution at the [puzzle page](#)

1.3 How to view the solution to Medium chess puzzle 0010

To view the [solution to this puzzle](#), follow the steps given below

1. Go to the [puzzle page](#)
2. Click the solution button (Key as shown [below](#)) to view the solution



Figure 1.3: Click the solution button to view solutions @ <https://gbud.in/g96np82>

1.4 How to get help for moves in the Medium chess puzzle 0010

To get help or the possible next moves in the puzzle, , follow the steps given below

1. Go to the [puzzle page](#)
2. Click the help button (exclamation mark as shown [below](#)) to get help or suggestion on next possible [move](#)



Figure 1.4: Click the help button to get help on next move @ <https://gbud.in/g96np82>



Figure 1.5: Solve more medium puzzles @ <https://gbud.in/chsmdpz>



Figure 1.6: Solve other puzzles @ <https://gbud.in/chsgppz>

1.5 Play chess for free



Figure 1.7: Play chess online for free. Solve puzzles and play with friends

Play chess for free at <https://gbud.in/chs>

We present you a platform to [play chess online with friends for free](#). No need to install any app. You can [play chess for free without registration or login](#).

Simple. You can do several chess related activities.

1. [solve chess puzzles](#)
2. [learn about chess](#)
3. [play chess with computer](#)
4. [play chess with friend](#)
5. [create your own chess games](#)
6. [fen viewer](#)
7. [fen editor](#)
8. [fen generator](#)
9. [pgn viewer](#)
10. [chess board editor](#)
11. [view famous chess games](#).



Figure 1.8: Solve this puzzle online by scanning this QR code or go to the link below

<https://gbud.in/g96np82>

Read the latest article on Medium chess puzzle - # 0010 - gain a piece by scanning this QR code or click the link

Previous article : [« Medium chess puzzle - # 0009 - will you fall into the trap](#)

Next article : [Medium chess puzzle - # 0011 - Avoid check mate in one move »](#)

[Back to top](#)

[Contact Us](#)

© GBud Games 2021



Medium Chess Puzzle # 0011

By

G Bud Games
<https://gbud.in>

September 23, 2021

Chapter 1

Medium chess puzzle - # 0011 - Avoid check mate in one move

Solve this Medium chess puzzle and improve your chess games through improvement of your chess strategies and chess tactics.

Puzzle No : 0011

Difficulty level : medium

Description : Avoid check mate in one move

Next Move : White

Player level : Intermediate

Short URL for puzzle : <https://gbud.in/ghzy012>

1.1 Medium chess puzzle 0011



Figure 1.1: Solve this Medium chess puzzle 0011. Avoid check mate in one move @ <https://gbud.in/ghzy012>



Figure 1.2: Solve this medium chess puzzle online with solution @ <https://gbud.in/ghzy012>

1.2 Solution to Medium chess puzzle 0011

At this puzzle, next **move** is by **White**. The objective of the puzzle is to avoid **checkmate** in one **move**. If you observe carefully, the black bishop will move some where and the movement will result in a discovered **check**. If the bishop moves to **b3** or **f3**, the bishop will also give a check. This kind of check is called double discovered check. In the present situation, you have to move your **king**. You can not move in **c** or **d file** since they are attacked by opponents **rook** and **queen** respectively. You can not move to **e file** either since it is attacked by their knight.

You have three options to avoid the checkmate.

1. **Capture** the queen. This is possible by giving a check to their king by moving your **knight** to b6 which is called **Knight Fork**.
2. Block the rook's access to the c file. You can move your bishop to c3.
3. Block the queen's access to the d file. This can be done by moving your bishop to d2.
4. In both the cases of bishop's movement, you will have a free square (e1) for your king to move.

See the solution at the [puzzle page](#)

1.3 How to view the solution to Medium chess puzzle 0011

To view the [solution to this puzzle](#), follow the steps given below

1. Go to the [puzzle page](#)
2. Click the solution button (Key as shown [below](#)) to view the solution



Figure 1.3: Click the solution button to view solutions @ <https://gbud.in/ghzy012>

1.4 How to get help for moves in the Medium chess puzzle 0011

To get help or the possible next moves in the puzzle, , follow the steps given below

1. Go to the [puzzle page](#)
2. Click the help button (exclamation mark as shown [below](#)) to get help or suggestion on next possible [move](#)



Figure 1.4: Click the help button to get help on next move @ <https://gbud.in/ghzy012>



Figure 1.5: Solve more medium puzzles @ <https://gbud.in/chsmdpz>



Figure 1.6: Solve other puzzles @ <https://gbud.in/chsgppz>

1.5 Play chess for free



Figure 1.7: Play chess online for free. Solve puzzles and play with friends

Play chess for free at <https://gbud.in/chs>

We present you a platform to play chess online with friends for free. No need to install any app. You can play chess for free without registration or login.

Simple. You can do several chess related activities.

1. [solve chess puzzles](#)
2. [learn about chess](#)

3. [play chess with computer](#)
4. [play chess with friend](#)
5. [create your own chess games](#)
6. [fen viewer](#)
7. [fen editor](#)
8. [fen generator](#)
9. [pgn viewer](#)
10. [chess board editor](#)
11. [view famous chess games.](#)



Figure 1.8: Solve this puzzle online by scanning this QR code or go to the link below

<https://gbud.in/ghzy012>

Read the latest article on Medium chess puzzle - # 0011 - Avoid check mate in one move by scanning this QR code or click the link

Previous article : « [Medium chess puzzle - # 0010 - gain a piece](#)

Next article : [Medium chess puzzle - # 0012 - Save your queen](#) »

[Back to top](#)

[Contact Us](#)

© GBud Games 2021



Medium Chess Puzzle # 0012

By

G Bud Games
<https://gbud.in>

September 23, 2021

Chapter 1

Medium chess puzzle - # 0012 - Save your queen

Solve this Medium chess puzzle and improve your chess games through improvement of your chess strategies and chess tactics.

Puzzle No : 0012

Difficulty level : medium

Description : Save your queen

Next Move : White

Player level : Intermediate

Short URL for puzzle : <https://gbud.in/gh8jfs2>

1.1 Medium chess puzzle 0012



Figure 1.1: Solve this Medium chess puzzle 0012. Save your queen @ <https://gbud.in/gh8jfs2>



Figure 1.2: Solve this medium chess puzzle online with solution @ <https://gbud.in/gh8jfs2>

1.2 Solution to Medium chess puzzle 0012

At this puzzle, next **move** is by **White**. The objective of the puzzle is to save your **queen**. The queen will fall in the line of attack of opponent's **bishop** if their bishop moves to **b4**. This will **pin** your queen to your king so you will lose your queen.

You have four options to avoid loosing your queen.

1. Attack the **bishop** when it moves to **b4**. This can be done by moving your **pawn** at a file to **a3**.
2. Move your queen to a safer square, for example, **b3**

3. Move either your **knight** or **bishop** in between the **king** and **queen** to d2. Here you can move your king even if the bishop moves to b4 since it will not expose your king to a **check**.
4. Move your king away from e1

See the solution at the [puzzle page](#)

1.3 How to view the solution to Medium chess puzzle 0012

To view the [solution to this puzzle](#), follow the steps given below

1. Go to the [puzzle page](#)
2. Click the solution button (Key as shown [below](#)) to view the solution



Figure 1.3: Click the solution button to view solutions @ <https://gbud.in/gh8jfs2>

1.4 How to get help for moves in the Medium chess puzzle 0012

To get help or the possible next moves in the puzzle, , follow the steps given below

1. Go to the [puzzle page](#)
2. Click the help button (exclamation mark as shown [below](#)) to get help or suggestion on next possible [move](#)



Figure 1.4: Click the help button to get help on next move @ <https://gbud.in/gh8jfs2>



Figure 1.5: Solve more medium puzzles @ <https://gbud.in/chsmdpz>



Figure 1.6: Solve other puzzles @ <https://gbud.in/chsgppz>

1.5 Play chess for free



Figure 1.7: Play chess online for free. Solve puzzles and play with friends

Play chess for free at <https://gbud.in/chs>

We present you a platform to play chess online with friends for free. No need to install any app. You can play chess for free without registration or login.

Simple. You can do several chess related activities.

1. [solve chess puzzles](#)
2. [learn about chess](#)

3. [play chess with computer](#)
4. [play chess with friend](#)
5. [create your own chess games](#)
6. [fen viewer](#)
7. [fen editor](#)
8. [fen generator](#)
9. [pgn viewer](#)
10. [chess board editor](#)
11. [view famous chess games.](#)



Figure 1.8: Solve this puzzle online by scanning this QR code or go to the link below

<https://gbud.in/gh8jfs2>

Read the latest article on Medium chess puzzle - # 0012 - Save your queen by scanning this QR code or click the link

Previous article : [« Medium chess puzzle - # 0011 - Avoid check mate in one move](#)

Next article : [Medium chess puzzle - # 0013 - Gain rook »](#)

[Back to top](#)

[Contact Us](#)

© GBud Games 2021



Medium Chess Puzzle # 0013

By

G Bud Games
<https://gbud.in>

September 23, 2021

Chapter 1

Medium chess puzzle - # 0013 - Gain rook

Solve this Medium chess puzzle and improve your chess games through improvement of your chess strategies and chess tactics.

Puzzle No : 0013

Difficulty level : medium

Description : Gain rook

Next Move : Black

Player level : Intermediate

Short URL for puzzle : <https://gbud.in/gzpnsh2>

1.1 Medium chess puzzle 0013



Figure 1.1: Solve this Medium chess puzzle 0013. Gain rook @ <https://gbud.in/gzpnsh2>



Figure 1.2: Solve this medium chess puzzle online with solution @ <https://gbud.in/gzpnsh2>

1.2 Solution to Medium chess puzzle 0013

At this puzzle, next **move** is by **Black**. The objective of the puzzle is to gain opponent's **rook**. To gain the rook you need to sacrifice one of your rook. First you need to give a **check** to opponent by **capturing** the **bishop**. Though the bishop is **lesser in value** than the rook, this will attract the **king** to **d1**. Now you can move your rook in a **file** to a1 and give another check. Now the king has to move outside first **rank**. This will give you a possibility to capture their rook. Here you lost a rook but gained a rook and a bishop.

See the solution at the [puzzle page](#)

1.3 How to view the solution to Medium chess puzzle 0013

To view the [solution to this puzzle](#), follow the steps given below

1. Go to the [puzzle page](#)
2. Click the solution button (Key as shown [below](#)) to view the solution



Figure 1.3: Click the solution button to view solutions @ <https://gbud.in/gzpnsh2>

1.4 How to get help for moves in the Medium chess puzzle 0013

To get help or the possible next moves in the puzzle, , follow the steps given below

1. Go to the [puzzle page](#)
2. Click the help button (exclamation mark as shown [below](#)) to get help or suggestion on next possible [move](#)



Figure 1.4: Click the help button to get help on next move @ <https://gbud.in/gzpnsh2>



Figure 1.5: Solve more medium puzzles @ <https://gbud.in/chsmdpz>



Figure 1.6: Solve other puzzles @ <https://gbud.in/chsgppz>

1.5 Play chess for free



Figure 1.7: Play chess online for free. Solve puzzles and play with friends

Play chess for free at <https://gbud.in/chs>

We present you a platform to play chess online with friends for free. No need to install any app. You can play chess for free without registration or login.

Simple. You can do several chess related activities.

1. solve chess puzzles
2. learn about chess
3. play chess with computer
4. play chess with friend
5. create your own chess games
6. fen viewer
7. fen editor
8. fen generator
9. pgn viewer
10. chess board editor
11. view famous chess games.



Figure 1.8: Solve this puzzle online by scanning this QR code or go to the link below

<https://gbud.in/gzpnsh2>

Read the latest article on Medium chess puzzle - # 0013 - Gain rook by scanning this QR code or click the link

Previous article : « [Medium chess puzzle - # 0012 - Save your queen](#)

Next article : [Medium chess puzzle - # 0014 - Remove support to queen](#)
»

[Back to top](#)

[Contact Us](#)

© GBud Games 2021



Medium Chess Puzzle # 0014

By

G Bud Games
<https://gbud.in>

September 23, 2021

Chapter 1

Medium chess puzzle - # 0014 - Remove support to queen

Solve this Medium chess puzzle and improve your chess games through improvement of your chess strategies and chess tactics.

Puzzle No : 0014

Difficulty level : medium

Description : Remove support to queen

Next Move : White

Player level : Intermediate

Short URL for puzzle : <https://gbud.in/gw7y352>

1.1 Medium chess puzzle 0014



Figure 1.1: Solve this Medium chess puzzle 0014. Remove support to queen @ <https://gbud.in/gw7y352>



Figure 1.2: Solve this medium chess puzzle online with solution @ <https://gbud.in/gw7y352>

1.2 Solution to Medium chess puzzle 0014

At this puzzle, next **move** is by **White**. The objective of the puzzle is to remove support to opponent's **queen**. The opponent has their **queen** and **bishop** in a **battery** formation. To remove the support to their queen, you need to **capture** their bishop. The bishop can be captured using a **Knight Fork**. If you give a check to their **king** by **moving your knight** to **c8m**, you will attack the bishop also at the same time. You can capture their bishop in the next move after the opponent moves their king. Now their queen is not supported.

See the solution at the [puzzle page](#)

1.3 How to view the solution to Medium chess puzzle 0014

To view the [solution to this puzzle](#), follow the steps given below

1. Go to the [puzzle page](#)
2. Click the solution button (Key as shown [below](#)) to view the solution



Figure 1.3: Click the solution button to view solutions @ <https://gbud.in/gw7y352>

1.4 How to get help for moves in the Medium chess puzzle 0014

To get help or the possible next moves in the puzzle, , follow the steps given below

1. Go to the [puzzle page](#)
2. Click the help button (exclamation mark as shown [below](#)) to get help or suggestion on next possible [move](#)



Figure 1.4: Click the help button to get help on next move @ <https://gbud.in/gw7y352>



Figure 1.5: Solve more medium puzzles @ <https://gbud.in/chsmdpz>



Figure 1.6: Solve other puzzles @ <https://gbud.in/chsgppz>

1.5 Play chess for free



Figure 1.7: Play chess online for free. Solve puzzles and play with friends

Play chess for free at <https://gbud.in/chs>

We present you a platform to play chess online with friends for free. No need to install any app. You can play chess for free without registration or login.

Simple. You can do several chess related activities.

1. solve chess puzzles
2. learn about chess
3. play chess with computer
4. play chess with friend
5. create your own chess games
6. fen viewer
7. fen editor
8. fen generator
9. pgn viewer
10. chess board editor
11. view famous chess games.



Figure 1.8: Solve this puzzle online by scanning this QR code or go to the link below

<https://gbud.in/gw7y352>

Read the latest article on Medium chess puzzle - # 0014 - Remove support to queen by scanning this QR code or click the link

Previous article : « [Medium chess puzzle - # 0013 - Gain rook](#)

Next article : [Medium chess puzzle - # 0015 - Which moves will make you lose »](#)

[Back to top](#)

[Contact Us](#)

© GBud Games 2021



Medium Chess Puzzle # 0015

By

G Bud Games
<https://gbud.in>

September 23, 2021

Chapter 1

Medium chess puzzle - #0015 - Which moves will make you lose

Solve this Medium chess puzzle and improve your chess games through improvement of your chess strategies and chess tactics.

Puzzle No : 0015

Difficulty level : medium

Description : Which moves will make you lose

Next Move : White

Player level : Intermediate

Short URL for puzzle : <https://gbud.in/g1fzjn2>

1.1 Medium chess puzzle 0015



Figure 1.1: Solve this Medium chess puzzle 0015. Which moves will make you lose @ <https://gbud.in/g1fzjn2>



Figure 1.2: Solve this medium chess puzzle online with solution @ <https://gbud.in/g1fzjn2>

1.2 Solution to Medium chess puzzle 0015

At this puzzle, next **move** is by **White**. The objective of the puzzle is to identify the moves that will lead to a **checkmate** and make you lose. The opponent has just moves their **knight** to **square** f2 and it is **forking** both your **queen** and **rook** at the same time. Another thing to note it that the knight is not supported. This will tempt you to **capture** the knight. If you do so you would fall into the trap set by the opponent. This is a kind of decoy. Their knight would move to d3 which would result in a double discovered attack and a checkmate. So you should not move your

king. This is one of the moves to avoid. If you move the **pawn** at c file without moving the **king** would also lead to a **checkmate**, as the square d3 would not be supported. The knight would move to d3 and results in a checkmate.

See the solution at the [puzzle page](#)

1.3 How to view the solution to Medium chess puzzle 0015

To view the [solution to this puzzle](#), follow the steps given below

1. Go to the [puzzle page](#)
2. Click the solution button (Key as shown [below](#)) to view the solution



Figure 1.3: Click the solution button to view solutions @ <https://gbud.in/g1fzjn2>

1.4 How to get help for moves in the Medium chess puzzle 0015

To get help or the possible next moves in the puzzle, , follow the steps given below

1. Go to the [puzzle page](#)
2. Click the help button (exclamation mark as shown [below](#)) to get help or suggestion on next possible [move](#)



Figure 1.4: Click the help button to get help on next move @ <https://gbud.in/g1fzjn2>



Figure 1.5: Solve more medium puzzles @ <https://gbud.in/chsmdpz>



Figure 1.6: Solve other puzzles @ <https://gbud.in/chsgppz>

1.5 Play chess for free



Figure 1.7: Play chess online for free. Solve puzzles and play with friends

Play chess for free at <https://gbud.in/chs>

We present you a platform to play chess online with friends for free. No need to install any app. You can play chess for free without registration or login.

Simple. You can do several chess related activities.

1. [solve chess puzzles](#)
2. [learn about chess](#)

3. [play chess with computer](#)
4. [play chess with friend](#)
5. [create your own chess games](#)
6. [fen viewer](#)
7. [fen editor](#)
8. [fen generator](#)
9. [pgn viewer](#)
10. [chess board editor](#)
11. [view famous chess games.](#)



Figure 1.8: Solve this puzzle online by scanning this QR code or go to the link below

<https://gbud.in/g1fzjn2>

Read the latest article on Medium chess puzzle - # 0015 - Which moves will make you lose by scanning this QR code or click the link

Previous article : [« Medium chess puzzle - # 0014 - Remove support to queen](#)

Next article : [Medium chess puzzle - # 0016 - Checkmate in two moves »](#)

[Back to top](#)

[Contact Us](#)

© GBud Games 2021



Medium Chess Puzzle # 0016

By

G Bud Games
<https://gbud.in>

September 23, 2021

Chapter 1

Medium chess puzzle - # 0016 - Checkmate in two moves

Solve this medium chess puzzle and improve your chess games through improvement of your chess strategies and chess tactics.

Puzzle No : 0016

Difficulty level : medium

Description : Checkmate in two moves

Next Move : Black

Player level : Intermediate

Short URL for puzzle : <https://gbud.in/gsxnh2>

1.1 Medium chess puzzle 0016



Figure 1.1: Solve this medium chess puzzle 0016. Checkmate in two moves @ <https://gbud.in/gsxnh2>



Figure 1.2: Solve this medium chess puzzle online with solution @ <https://gbud.in/gsxnh2>

1.2 Solution to medium chess puzzle 0016

At this puzzle, next [move](#) is by [Black](#). The objective of the puzzle is to Checkmate in two moves.

See the solution at the [puzzle page](#)

1.3 How to view the solution to medium chess puzzle 0016

To view the [solution to this puzzle](#), follow the steps given below

1. Go to the [puzzle page](#)
2. Click the solution button (Key as shown [below](#)) to view the solution



Figure 1.3: Click the solution button to view solutions @ <https://gbud.in/gsxmh2>

1.4 How to get help for moves in the medium chess puzzle 0016

To get help or the possible next moves in the puzzle, , follow the steps given below

1. Go to the [puzzle page](#)
2. Click the help button (exclamation mark as shown [below](#)) to get help or suggestion on next possible [move](#)



Figure 1.4: Click the help button to get help on next move @ <https://gbud.in/gsxnh2>



Figure 1.5: Solve more medium puzzles @ <https://gbud.in/chsmdpz>



Figure 1.6: Solve other puzzles @ <https://gbud.in/chsgppz>

1.5 Play chess for free



Figure 1.7: Play chess online for free. Solve puzzles and play with friends

Play chess for free at <https://gbud.in/chs>

We present you a platform to [play chess online with friends for free](#). No need to install any app. You can [play chess for free without registration or login](#).

Simple. You can do several chess related activities.

1. [solve chess puzzles](#)
2. [learn about chess](#)
3. [play chess with computer](#)
4. [play chess with friend](#)
5. [create your own chess games](#)
6. [fen viewer](#)
7. [fen editor](#)
8. [fen generator](#)
9. [pgn viewer](#)
10. [chess board editor](#)
11. [view famous chess games](#).



Figure 1.8: Solve this puzzle online by scanning this QR code or go to the link below

<https://gbud.in/gsxnnh2>

Read the latest article on Medium chess puzzle - # 0016 - Checkmate in two moves by scanning this QR code or click the link

Previous article : [« Medium chess puzzle - # 0015 - Which moves will make you lose](#)

Next article : [Medium chess puzzle - # 0017 - Your queen is lost. What would you do? »](#)

[Back to top](#)

[Contact Us](#)

© GBud Games 2021



Medium Chess Puzzle # 0017

By

G Bud Games
<https://gbud.in>

September 23, 2021

Chapter 1

Medium chess puzzle - #0017 - Your queen is lost. What would you do?

Solve this medium chess puzzle and improve your chess games through improvement of your chess strategies and chess tactics.

Puzzle No : 0017

Difficulty level : medium

Description : Your queen is lost. What would you do?

Next Move : White

Player level : Intermediate

Short URL for puzzle : <https://gbud.in/g9fwbz2>

1.1 Medium chess puzzle 0017



Figure 1.1: Solve this medium chess puzzle 0017. Your queen is lost. What would you do? @ <https://gbud.in/g9fwbz2>



Figure 1.2: Solve this medium chess puzzle online with solution @ <https://gbud.in/g9fwbz2>

1.2 Solution to medium chess puzzle 0017

At this puzzle, next [move](#) is by [White](#). The objective of the puzzle is to Your queen is lost. What would you do?.

See the solution at the [puzzle page](#)

1.2.1 Right moves for the solution to the medium chess puzzle 0017

Based on the objective of the puzzle, you have to make the right moves. Following are the right moves

1. Bxf7#

1.2.2 Explanation for the moves

1. Bxg4 - This is a mistake made by black as f7 is not protected.
2. For right move - Good. You did not mind losing a queen for having a checkmate.
3. For wrong move - You missed a great opportunity to have a checkmate. The black bishop left its protection to f7.

1.3 Categories of medium chess puzzle 0017

This medium chess puzzle falls in these categories.

1. [Medium chess puzzles](#)
2. [Sacrifice puzzles in chess](#)
3. [Mate in 1 puzzles in chess](#)
4. [Endgame puzzles in chess](#)

1.4 How to view the solution to medium chess puzzle 0017

To view the [solution to this puzzle](#), follow the steps given below

1. Go to the [puzzle page](#)
2. Click the solution button (Key as shown [below](#)) to view the solution



Figure 1.3: Click the solution button to view solutions @ <https://gbud.in/g9fwbz2>

1.5 How to get help for moves in the medium chess puzzle 0017

To get help or the possible next moves in the puzzle, , follow the steps given below

1. Go to the [puzzle page](#)
2. Click the help button (exclamation mark as shown [below](#)) to get help or suggestion on next possible [move](#)



Figure 1.4: Click the help button to get help on next move @ <https://gbud.in/g9fwbz2>



Figure 1.5: Solve more medium puzzles @ <https://gbud.in/chsmdpz>



Figure 1.6: Solve other puzzles @ <https://gbud.in/chsgppz>

1.6 Play chess for free



Figure 1.7: Play chess online for free. Solve puzzles and play with friends

Play chess for free at <https://gbud.in/chs>

We present you a platform to play chess online with friends for free. No need to install any app. You can play chess for free without registration or login.

Simple. You can do several chess related activities.

1. solve chess puzzles
2. learn about chess
3. play chess with computer
4. play chess with friend
5. create your own chess games
6. fen viewer
7. fen editor
8. fen generator
9. pgn viewer
10. chess board editor
11. view famous chess games.



Figure 1.8: Solve this puzzle online by scanning this QR code or go to the link below

<https://gbud.in/g9fwbz2>

Read the latest article on Medium chess puzzle - # 0017 - Your queen is lost. What would you do? by scanning this QR code or click the link

Previous article : [« Medium chess puzzle - # 0016 - Checkmate in two moves](#)

Next article : [Medium chess puzzle - # 0018 - Mate in 2 moves »](#)

[Back to top](#)

[Contact Us](#)

© GBud Games 2021



Medium Chess Puzzle # 0018

By

G Bud Games
<https://gbud.in>

September 23, 2021

Chapter 1

Medium chess puzzle - # 0018 - Mate in 2 moves

Solve this medium chess puzzle and improve your chess games through improvement of your chess strategies and chess tactics.

Puzzle No : 0018

Difficulty level : medium

Description : Mate in 2 moves

Next Move : White

Player level : Intermediate

Short URL for puzzle : <https://gbud.in/gy9gdr2>

1.1 Medium chess puzzle 0018



Figure 1.1: Solve this medium chess puzzle 0018. Mate in 2 moves @ <https://gbud.in/gy9gdr2>



Figure 1.2: Solve this medium chess puzzle online with solution @ <https://gbud.in/gy9gdr2>

1.2 Solution to medium chess puzzle 0018

At this puzzle, next **move** is by **White**. The objective of the puzzle is to Mate in 2 moves.

See the solution at the [puzzle page](#)

1.2.1 Right moves for the solution to the medium chess puzzle 0018

Based on the objective of the puzzle, you have to make the right moves. Following are the right moves

1. Be6+, g8=Q#
2. Be6+, g8=R#

1.2.2 Explanation for the moves

1. g8=Q# - This is called promotion
2. g8=R# - This is called promotion
3. Be6+ - This check is actually for making g8 free
4. For right move - You know how to move your pieces and promote them
5. For wrong move - It takes little more time to understand the power of promotion. Dont stop trying.

1.3 Categories of medium chess puzzle 0018

This medium chess puzzle falls in these categories.

1. [Medium chess puzzles](#)
2. [Mate in 2 puzzles in chess](#)
3. [Endgame puzzles in chess](#)

1.4 How to view the solution to medium chess puzzle 0018

To view the [solution to this puzzle](#), follow the steps given below

1. Go to the [puzzle page](#)
2. Click the solution button (Key as shown [below](#)) to view the solution



Figure 1.3: Click the solution button to view solutions @ <https://gbud.in/gy9gdr2>

1.5 How to get help for moves in the medium chess puzzle 0018

To get help or the possible next moves in the puzzle, , follow the steps given below

1. Go to the [puzzle page](#)
2. Click the help button (exclamation mark as shown [below](#)) to get help or suggestion on next possible [move](#)



Figure 1.4: Click the help button to get help on next move @ <https://gbud.in/gy9gdr2>



Figure 1.5: Solve more medium puzzles @ <https://gbud.in/chsmdpz>



Figure 1.6: Solve other puzzles @ <https://gbud.in/chsgppz>

1.6 Play chess for free



Figure 1.7: Play chess online for free. Solve puzzles and play with friends

Play chess for free at <https://gbud.in/chs>

We present you a platform to [play chess online with friends for free](#). No need to install any app. You can [play chess for free without registration or login](#).

Simple. You can do several chess related activities.

1. [solve chess puzzles](#)
2. [learn about chess](#)
3. [play chess with computer](#)
4. [play chess with friend](#)
5. [create your own chess games](#)
6. [fen viewer](#)
7. [fen editor](#)
8. [fen generator](#)
9. [pgn viewer](#)
10. [chess board editor](#)
11. [view famous chess games](#).



Figure 1.8: Solve this puzzle online by scanning this QR code or go to the link below

<https://gbud.in/gy9gdr2>

Read the latest article on Medium chess puzzle - # 0018 - Mate in 2 moves by scanning this QR code or click the link

Previous article : [« Medium chess puzzle - # 0017 - Your queen is lost. What would you do?](#)

Next article : [Medium chess puzzle - # 0019 - You lost your rook. What would you do now »](#)

[Back to top](#)

[Contact Us](#)

© GBud Games 2021



Medium Chess Puzzle # 0019

By

G Bud Games
<https://gbud.in>

September 23, 2021

Chapter 1

Medium chess puzzle - # 0019 - You lost your rook. What would you do now

Solve this medium chess puzzle and improve your chess games through improvement of your chess strategies and chess tactics.

Puzzle No : 0019

Difficulty level : medium

Description : You lost your rook. What would you do now

Next Move : White

Player level : Intermediate

Short URL for puzzle : <https://gbud.in/g4kdfw2>

1.1 Medium chess puzzle 0019



Figure 1.1: Solve this medium chess puzzle 0019. You lost your rook. What would you do now @ <https://gbud.in/g4kdfw2>



Figure 1.2: Solve this medium chess puzzle online with solution @ <https://gbud.in/g4kdfw2>

1.2 Solution to medium chess puzzle 0019

At this puzzle, next **move** is by **White**. The objective of the puzzle is to You lost your rook. What would you do now.

See the solution at the [puzzle page](#)

1.2.1 Right moves for the solution to the medium chess puzzle 0019

Based on the objective of the puzzle, you have to make the right moves. Following are the right moves

1. Bb5+, Bxd7+

1.2.2 Explanation for the moves

1. Bxa2 - Black bishop left d7 unprotected.
2. Bb5+ - Opponent is forced to sacrifice the queen.
3. For right move - Though you lost your rook, you identified the opportunity to capture the queen.
4. For wrong move - You could have captured the queen. Try again

1.3 Categories of medium chess puzzle 0019

This medium chess puzzle falls in these categories.

1. [Medium chess puzzles](#)

1.4 How to view the solution to medium chess puzzle 0019

To view the [solution to this puzzle](#), follow the steps given below

1. Go to the [puzzle page](#)
2. Click the solution button (Key as shown [below](#)) to view the solution



Figure 1.3: Click the solution button to view solutions @ <https://gbud.in/g4kdfw2>

1.5 How to get help for moves in the medium chess puzzle 0019

To get help or the possible next moves in the puzzle, , follow the steps given below

1. Go to the [puzzle page](#)
2. Click the help button (exclamation mark as shown [below](#)) to get help or suggestion on next possible [move](#)



Figure 1.4: Click the help button to get help on next move @ <https://gbud.in/g4kdfw2>



Figure 1.5: Solve more medium puzzles @ <https://gbud.in/chsmdpz>



Figure 1.6: Solve other puzzles @ <https://gbud.in/chsgppz>

1.6 Play chess for free



Figure 1.7: Play chess online for free. Solve puzzles and play with friends

Play chess for free at <https://gbud.in/chs>

We present you a platform to play chess online with friends for free. No need to install any app. You can play chess for free without registration or login.

Simple. You can do several chess related activities.

1. solve chess puzzles
2. learn about chess
3. play chess with computer
4. play chess with friend
5. create your own chess games
6. fen viewer
7. fen editor
8. fen generator
9. pgn viewer
10. chess board editor
11. view famous chess games.



Figure 1.8: Solve this puzzle online by scanning this QR code or go to the link below

<https://gbud.in/g4kdfw2>

Read the latest article on Medium chess puzzle - # 0019 - You lost your rook. What would you do now by scanning this QR code or click the link

Previous article : « [Medium chess puzzle - # 0018 - Mate in 2 moves](#)

Next article : [Medium chess puzzle - # 0020 - Mate in 2 moves](#) »

[Back to top](#)

[Contact Us](#)

© GBud Games 2021



Medium Chess Puzzle # 0020

By

G Bud Games
<https://gbud.in>

September 23, 2021

Chapter 1

Medium chess puzzle - # 0020 - Mate in 2 moves

Solve this medium chess puzzle and improve your chess games through improvement of your chess strategies and chess tactics.

Puzzle No : 0020

Difficulty level : medium

Description : Mate in 2 moves

Next Move : White

Player level : Intermediate

Short URL for puzzle : <https://gbud.in/gp48f32>

1.1 Medium chess puzzle 0020



Figure 1.1: Solve this medium chess puzzle 0020. Mate in 2 moves @ <https://gbud.in/gp48f32>



Figure 1.2: Solve this medium chess puzzle online with solution @ <https://gbud.in/gp48f32>

1.2 Solution to medium chess puzzle 0020

At this puzzle, next [move](#) is by [White](#). The objective of the puzzle is to Mate in 2 moves.

See the solution at the [puzzle page](#)

1.2.1 Right moves for the solution to the medium chess puzzle 0020

Based on the objective of the puzzle, you have to make the right moves. Following are the right moves

1. exf5, Qe8#
2. exf5, Re8#

1.2.2 Explanation for the moves

1. exf5 - This has two purposes. It threatens the queen and open the file for the rook
2. Qxf5 - The queen is forced to move from its square where it was defending e8
3. For right move - With a single move of a pawn you achieved two purposes. Good work
4. For wrong move - With a single move of a pawn, you would have reached a great situation. Look carefully

1.3 Categories of medium chess puzzle 0020

This medium chess puzzle falls in these categories.

1. [Medium chess puzzles](#)
2. [Mate in 2 puzzles in chess](#)
3. [Endgame puzzles in chess](#)

1.4 How to view the solution to medium chess puzzle 0020

To view the [solution to this puzzle](#), follow the steps given below

1. Go to the [puzzle page](#)
2. Click the solution button (Key as shown [below](#)) to view the solution



Figure 1.3: Click the solution button to view solutions @ <https://gbud.in/gp48f32>

1.5 How to get help for moves in the medium chess puzzle 0020

To get help or the possible next moves in the puzzle, , follow the steps given below

1. Go to the [puzzle page](#)
2. Click the help button (exclamation mark as shown [below](#)) to get help or suggestion on next possible [move](#)



Figure 1.4: Click the help button to get help on next move @ <https://gbud.in/gp48f32>



Figure 1.5: Solve more medium puzzles @ <https://gbud.in/chsmdpz>



Figure 1.6: Solve other puzzles @ <https://gbud.in/chsgppz>

1.6 Play chess for free



Figure 1.7: Play chess online for free. Solve puzzles and play with friends

Play chess for free at <https://gbud.in/chs>

We present you a platform to play chess online with friends for free. No need to install any app. You can play chess for free without registration or login.

Simple. You can do several chess related activities.

1. solve chess puzzles
2. learn about chess
3. play chess with computer
4. play chess with friend
5. create your own chess games
6. fen viewer
7. fen editor
8. fen generator
9. pgn viewer
10. chess board editor
11. view famous chess games.



Figure 1.8: Solve this puzzle online by scanning this QR code or go to the link below

<https://gbud.in/gp48f32>

Read the latest article on Medium chess puzzle - # 0020 - Mate in 2 moves by scanning this QR code or click the link

Previous article : [« Medium chess puzzle - # 0019 - You lost your rook. What would you do now](#)

Next article : [medium Chess puzzle # 0021 - Mate in 2 moves »](#)

[Back to top](#)

[Contact Us](#)

© GBud Games 2021



medium Chess Puzzle # 0021

By

G Bud Games
<https://gbud.in>

September 23, 2021

Chapter 1

medium Chess puzzle # 0021 - Mate in 2 moves

Solve this medium chess puzzle and improve your chess games through improvement of your chess strategies and chess tactics.

Puzzle No : 0021

Difficulty level : medium

Description : Mate in 2 moves

Next Move : White

Player level : Intermediate

Short URL for puzzle : <https://gbud.in/g2319f2>

1.1 Medium chess puzzle 0021



Figure 1.1: Solve this medium chess puzzle 0021. Mate in 2 moves @ <https://gbud.in/g2319f2>



Figure 1.2: Solve this medium chess puzzle online with solution @ <https://gbud.in/g2319f2>

1.2 Solution to medium chess puzzle 0021

At this puzzle, next **move** is by **White**. The objective of the puzzle is to Mate in 2 moves.

See the solution at the [puzzle page](#)

1.2.1 Right moves for the solution to the medium chess puzzle 0021

Based on the objective of the puzzle, you have to make the right moves. Following are the right moves

1. Bc4, Qd8#

1.2.2 Explanation for the moves

1. Bc4 - This is called pinning since the rook can not move as it protects the king
2. For right move - You know how to pin opponent pieces. Perfect moves for a checkmate
3. For wrong move - You should have pinned the rook and had a checkmate. Try again

1.3 Categories of medium chess puzzle 0021

This medium chess puzzle falls in these categories.

1. [Medium chess puzzles](#)
2. [Mate in 2 puzzles in chess](#)
3. [Endgame puzzles in chess](#)

1.4 How to view the solution to medium chess puzzle 0021

To view the [solution to this puzzle](#), follow the steps given below

1. Go to the [puzzle page](#)
2. Click the solution button (Key as shown [below](#)) to view the solution



Figure 1.3: Click the solution button to view solutions @ <https://gbud.in/g2319f2>

1.5 How to get help for moves in the medium chess puzzle 0021

To get help or the possible next moves in the puzzle, , follow the steps given below

1. Go to the [puzzle page](#)
2. Click the help button (exclamation mark as shown [below](#)) to get help or suggestion on next possible [move](#)



Figure 1.4: Click the help button to get help on next move @ <https://gbud.in/g2319f2>



Figure 1.5: Solve more medium puzzles @ <https://gbud.in/chsmdpz>



Figure 1.6: Solve other puzzles @ <https://gbud.in/chsgppz>

1.6 Play chess for free



Figure 1.7: Play chess online for free. Solve puzzles and play with friends

Play chess for free at <https://gbud.in/chs>

We present you a platform to play chess online with friends for free. No need to install any app. You can play chess for free without registration or login.

Simple. You can do several chess related activities.

1. solve chess puzzles
2. learn about chess
3. play chess with computer
4. play chess with friend
5. create your own chess games
6. fen viewer
7. fen editor
8. fen generator
9. pgn viewer
10. chess board editor
11. view famous chess games.



Figure 1.8: Solve this puzzle online by scanning this QR code or go to the link below

<https://gbud.in/g2319f2>

Read the latest article on medium Chess puzzle # 0021 - Mate in 2 moves by scanning this QR code or click the link

Previous article : « [Medium chess puzzle - # 0020 - Mate in 2 moves](#)

Next article : [Medium chess puzzles](#) »

[Back to top](#)

[Contact Us](#)

© GBud Games 2021



Medium Chess Puzzle # 0022

By

G Bud Games
<https://gbud.in>

September 24, 2021

Chapter 1

Medium Chess puzzle # 0022 - Mate in 2 moves

Solve this medium chess puzzle and improve your chess games through improvement of your chess strategies and chess tactics.

Puzzle No : 0022

Difficulty level : medium

Description : Mate in 2 moves

Next Move : White

Player level : Intermediate

Short URL for puzzle : <https://gbud.in/gxn9cg2>

1.1 Medium chess puzzle 0022




Figure 1.1: Solve this medium chess puzzle 0022. Mate in 2 moves @ <https://gbud.in/gxn9cg2>



Figure 1.2: Solve this medium chess puzzle online with solution @ <https://gbud.in/gxn9cg2>

1.2 Solution to medium chess puzzle 0022

At this puzzle, next **move** is by **White**. The objective of the puzzle is to mate in 2 moves.

See the solution at the [puzzle page](#)

1.2.1 Solution 1

1.2.1.1 Initial board position

This is the initial board position of medium chess puzzle 0022.




Figure 1.3: Initial board position of medium chess puzzle 0022

1.2.1.2 Move 1

Move by white




Figure 1.4: $Rxg6+$ - This is a destruction sacrifice to clear the pawn at h7

1.2.1.3 Move 2

Move by black




Figure 1.5: hxg6 - Your opponent has no options other than capturing the rook. this will allow the pawn at h file to move forward

1.2.1.4 Move 3

Move by white




Figure 1.6: h7# - This is called as David and Goliath Mate since a pawn is giving a checkmate

1.2.2 Right moves for the solution to the medium chess puzzle 0022

Based on the objective of the puzzle, you have to make the right moves. Following are the right moves

1. Rxc6+, h7#

1.2.3 Explanation for the moves

1. Rxc6+ - This is a destruction sacrifice to clear the pawn at h7
2. h7# - This is called as David and Goliath Mate since a pawn is giving a checkmate
3. hxg6 - Your opponent has no options other than capturing the rook. this will allow the pawn at h file to move forward
4. For right move - You achieved a checkmate with a suitable sacrifice. Keep it up
5. For wrong move - You could have achieved a checkmate with just a pawn after sacrificing your rook. You might have missed it. Consider it.

1.3 Categories of medium chess puzzle 0022

This medium chess puzzle falls in these categories.

1. [Medium chess puzzles](#)
2. [Sacrifice puzzles in chess](#)
3. [Mate in 2 puzzles in chess](#)
4. [Endgame puzzles in chess](#)

1.4 How to view the solution to medium chess puzzle 0022

To view the [solution to this puzzle](#), follow the steps given below

1. Go to the [puzzle page](#)
2. Click the solution button (Key as shown [below](#)) to view the solution



Figure 1.7: Click the solution button to view solutions @ <https://gbud.in/gxn9cg2>

1.5 How to get help for moves in the medium chess puzzle 0022

To get help or the possible next moves in the puzzle, , follow the steps given below

1. Go to the [puzzle page](#)
2. Click the help button (exclamation mark as shown [below](#)) to get help or suggestion on next possible [move](#)



Figure 1.8: Click the help button to get help on next move @ <https://gbud.in/gxn9cg2>



Figure 1.9: Solve more medium puzzles @ <https://gbud.in/chsmdpz>



Figure 1.10: Solve other puzzles @ <https://gbud.in/chsgppz>

1.6 Play chess for free



Figure 1.11: Play chess online for free. Solve puzzles and play with friends

Play chess for free at <https://gbud.in/chs>

We present you a platform to play chess online with friends for free. No need to install any app. You can play chess for free without registration or login.

Simple. You can do several chess related activities.

1. [solve chess puzzles](#)
2. [learn about chess](#)

3. [play chess with computer](#)
4. [play chess with friend](#)
5. [create your own chess games](#)
6. [fen viewer](#)
7. [fen editor](#)
8. [fen generator](#)
9. [pgn viewer](#)
10. [chess board editor](#)
11. [view famous chess games.](#)



Figure 1.12: Solve this puzzle online by scanning this QR code or go to the link below

<https://gbud.in/gxn9cg2>

Read the latest article on Medium Chess puzzle # 0022 - Mate in 2 moves by scanning this QR code or click the link

Previous article : [« medium Chess puzzle # 0021 - Mate in 2 moves](#)

Next article : [Medium Chess puzzle # 0023 - Gain rook »](#)

[Back to top](#)

[Contact Us](#)

© GBud Games 2021



Medium Chess Puzzle # 0023

By

G Bud Games
<https://gbud.in>

September 24, 2021

Chapter 1

Medium Chess puzzle # 0023 - Gain rook

Solve this medium chess puzzle and improve your chess games through improvement of your chess strategies and chess tactics.

Puzzle No : 0023

Difficulty level : medium

Description : Gain rook

Next Move : Black

Player level : Intermediate

Short URL for puzzle : <https://gbud.in/gyql9r2>

1.1 Medium chess puzzle 0023




Figure 1.1: Solve this medium chess puzzle 0023. Gain rook @ <https://gbud.in/gyql9r2>



Figure 1.2: Solve this medium chess puzzle online with solution @ <https://gbud.in/gyql9r2>

1.2 Solution to medium chess puzzle 0023

At this puzzle, next [move](#) is by [Black](#). The objective of the puzzle is to gain rook.

See the solution at the [puzzle page](#)

1.2.1 Solution 1

1.2.1.1 Initial board position

This is the initial board position of medium chess puzzle 0023.




Figure 1.3: Initial board position of medium chess puzzle 0023

1.2.1.2 Move 1

Move by white




Figure 1.4: cxb4 - This is a weak move from the opponent since the bishop is having a xray attack on the rook

1.2.1.3 Move 2

Move by black



Figure 1.5: d3+ - This is a two purpose move. It is giving check to the king and clearing the diagonal for the bishop

1.2.1.4 Move 3

Move by white




Figure 1.6: Kxd3 - The king captures the pawn since it is not supported

1.2.1.5 Move 4

Move by black




Figure 1.7: Bxa1 - The bishop captures the rook

1.2.2 Right moves for the solution to the medium chess puzzle 0023

Based on the objective of the puzzle, you have to make the right moves. Following are the right moves

1. d3+, Bxa1

1.2.3 Explanation for the moves

1. cxb4 - This is a weak move from the opponent since the bishop is having a xray attack on the rook
2. d3+ - This is a two purpose move. It is giving check to the king and clearing the diagonal for the bishop
3. Kxd3 - The king captures the pawn since it is not supported
4. Bxa1 - The bishop captures the rook
5. For right move - You gained a rook by giving a check. Your attempt is good.
6. For wrong move - You could have threatened the king and gained the rook. You can do better.

1.3 Categories of medium chess puzzle 0023

This medium chess puzzle falls in these categories.

1. [Medium chess puzzles](#)
2. [Gain puzzles in chess](#)

1.4 How to view the solution to medium chess puzzle 0023

To view the [solution to this puzzle](#), follow the steps given below

1. Go to the [puzzle page](#)
2. Click the solution button (Key as shown [below](#)) to view the solution



Figure 1.8: Click the solution button to view solutions @ <https://gbud.in/gyql9r2>

1.5 How to get help for moves in the medium chess puzzle 0023

To get help or the possible next moves in the puzzle, , follow the steps given below

1. Go to the [puzzle page](#)
2. Click the help button (exclamation mark as shown [below](#)) to get help or suggestion on next possible [move](#)



Figure 1.9: Click the help button to get help on next move @ <https://gbud.in/gyql9r2>



Figure 1.10: Solve more medium puzzles @ <https://gbud.in/chsmdpz>



Figure 1.11: Solve other puzzles @ <https://gbud.in/chsgppz>

1.6 Play chess for free



Figure 1.12: Play chess online for free. Solve puzzles and play with friends

Play chess for free at <https://gbud.in/chs>

We present you a platform to play chess online with friends for free. No need to install any app. You can play chess for free without registration or login.

Simple. You can do several chess related activities.

1. [solve chess puzzles](#)
2. [learn about chess](#)

3. [play chess with computer](#)
4. [play chess with friend](#)
5. [create your own chess games](#)
6. [fen viewer](#)
7. [fen editor](#)
8. [fen generator](#)
9. [pgn viewer](#)
10. [chess board editor](#)
11. [view famous chess games.](#)



Figure 1.13: Solve this puzzle online by scanning this QR code or go to the link below

<https://gbud.in/gyql9r2>

Read the latest article on Medium Chess puzzle # 0023 - Gain rook by scanning this QR code or click the link

Previous article : [« Medium Chess puzzle # 0022 - Mate in 2 moves](#)

Next article : [Medium chess puzzles »](#)

[Back to top](#)

[Contact Us](#)

© GBud Games 2021



Medium Chess Puzzle # 0024

By

G Bud Games
<https://gbud.in>

September 26, 2021

Chapter 1

Medium Chess puzzle # 0024 - Mate in 2 moves

Solve this medium chess puzzle and improve your chess games through improvement of your chess strategies and chess tactics.

Puzzle No : 0024

Difficulty level : medium

Description : Mate in 2 moves

Next Move : White

Player level : Intermediate

Short URL for puzzle : <https://gbud.in/gzyzqy2>

1.1 Medium chess puzzle 0024




Figure 1.1: Solve this medium chess puzzle 0024. Mate in 2 moves @ <https://gbud.in/gzyzqy2>



Figure 1.2: Solve this medium chess puzzle online with solution @ <https://gbud.in/gzyzqy2>

1.2 Solution to medium chess puzzle 0024

At this puzzle, next [move](#) is by [White](#). The objective of the puzzle is to mate in 2 moves.

See the solution at the [puzzle page](#)

1.2.1 Solution 1

1.2.1.1 Initial board position

This is the initial board position of medium chess puzzle 0024.




Figure 1.3: Initial board position of medium chess puzzle 0024

1.2.1.2 Move 1

Move by white




Figure 1.4: b7 - Pawn is marching forward for a promotion

1.2.1.3 Move 2

Move by black




Figure 1.5: g5 - Your opponent has no moves other than moving one of their pawns

1.2.1.4 Move 3

Move by white




Figure 1.6: b8=Q# - A promotion of pawn to a queen would result in a checkmate as the king has no free squares to move.

1.2.2 Solution 2

1.2.2.1 Initial board position

This is the initial board position of medium chess puzzle 0024.




Figure 1.7: Initial board position of medium chess puzzle 0024

1.2.2.2 Move 1

Move by white




Figure 1.8: b7 - Pawn is marching forward for a promotion

1.2.2.3 Move 2

Move by black




Figure 1.9: g5 - Your opponent has no moves other than moving one of their pawns

1.2.2.4 Move 3

Move by white




Figure 1.10: b8=R# - A promotion of pawn to a rook would also result in a checkmate as the king has no free squares to move.

1.2.3 Right moves for the solution to the medium chess puzzle 0024

Based on the objective of the puzzle, you have to make the right moves. Following are the right moves

1. b7, b8=Q#
2. b7, b8=R#

1.2.4 Explanation for the moves

1. b7 - Pawn is marching forward for a promotion
2. b8=Q# - A promotion of pawn to a queen would result in a checkmate as the king has no free squares to move.
3. b8=R# - A promotion of pawn to a rook would also result in a checkmate as the king has no free squares to move.
4. g5 - Your opponent has no moves other than moving one of their pawns
5. For right move - Some times a lowest value piece such as a pawn could be useful in ending the game. You know it.

6. For wrong move - You should have used the pawn to end the game.
Dont give up yet

1.3 Categories of medium chess puzzle 0024

This medium chess puzzle falls in these categories.

1. [Medium chess puzzles](#)
2. [Mate in 2 puzzles in chess](#)
3. [Endgame puzzles in chess](#)
4. [Promotion puzzles in chess](#)

1.4 How to view the solution to medium chess puzzle 0024

To view the [solution to this puzzle](#), follow the steps given below

1. Go to the [puzzle page](#)
2. Click the solution button (Key as shown [below](#)) to view the solution



Figure 1.11: Click the solution button to view solutions @ <https://gbud.in/gzyzqy2>

1.5 How to get help for moves in the medium chess puzzle 0024

To get help or the possible next moves in the puzzle, , follow the steps given below

1. Go to the [puzzle page](#)
2. Click the help button (exclamation mark as shown [below](#)) to get help or suggestion on next possible [move](#)



Figure 1.12: Click the help button to get help on next move @ <https://gbud.in/gzyzqy2>



Figure 1.13: Solve more medium puzzles @ <https://gbud.in/chsmdpz>



Figure 1.14: Solve other puzzles @ <https://gbud.in/chsgppz>

1.6 Play chess for free



Figure 1.15: Play chess online for free. Solve puzzles and play with friends

Play chess for free at <https://gbud.in/chs>

We present you a platform to play chess online with friends for free. No need to install any app. You can play chess for free without registration or login.

Simple. You can do several chess related activities.

1. [solve chess puzzles](#)
2. [learn about chess](#)

3. [play chess with computer](#)
4. [play chess with friend](#)
5. [create your own chess games](#)
6. [fen viewer](#)
7. [fen editor](#)
8. [fen generator](#)
9. [pgn viewer](#)
10. [chess board editor](#)
11. [view famous chess games.](#)



Figure 1.16: Solve this puzzle online by scanning this QR code or go to the link below

<https://gbud.in/gzyzqy2>

Read the latest article on Medium Chess puzzle # 0024 - Mate in 2 moves by scanning this QR code or click the link

Previous article : [« Medium Chess puzzle # 0023 - Gain rook](#)

Next article : [Medium chess puzzles »](#)

[Back to top](#)

[Contact Us](#)

© GBud Games 2021



Medium Chess Puzzle # 0025

By

G Bud Games
<https://gbud.in>

September 28, 2021

Chapter 1

Medium Chess puzzle # 0025 - Mate in 2 moves

Solve this medium chess puzzle and improve your chess games through improvement of your chess strategies and chess tactics.

Puzzle No : 0025

Difficulty level : medium

Description : Mate in 2 moves

Next Move : White

Player level : Intermediate

Short URL for puzzle : <https://gbud.in/gqv1xw2>

1.1 Medium chess puzzle 0025




Figure 1.1: Solve this medium chess puzzle 0025. Mate in 2 moves @ <https://gbud.in/gqv1xw2>



Figure 1.2: Solve this medium chess puzzle online with solution @ <https://gbud.in/gqv1xw2>

1.2 Solution to medium chess puzzle 0025

At this puzzle, next [move](#) is by [White](#). The objective of the puzzle is to mate in 2 moves.

See the solution at the [puzzle page](#)

1.2.1 Solution 1

1.2.1.1 Initial board position

This is the initial board position of medium chess puzzle 0025.




Figure 1.3: Initial board position of medium chess puzzle 0025

1.2.1.2 Move 1

Move by white




Figure 1.4: Qxc8+ - This sacrifice of the queen is a decoy move since it pulls the king to a vulnerable square

1.2.1.3 Move 2

Move by black




Figure 1.5: Kxc8 - King has no options other than capturing the queen to escape from this threat

1.2.1.4 Move 3

Move by white




Figure 1.6: Rxe8# - The king can not move to c7 due to the presence of the knight.

1.2.2 Right moves for the solution to the medium chess puzzle 0025

Based on the objective of the puzzle, you have to make the right moves. Following are the right moves

1. Qxc8+, Rxe8#

1.2.3 Explanation for the moves

1. Qxc8+ - This sacrifice of the queen is a decoy move since it pulls the king to a vulnerable square
2. Kxc8 - King has no options other than capturing the queen to escape from this threat
3. Rxe8# - The king can not move to c7 due to the presence of the knight.
4. For right move - You gave no options for the opponent to escape. Good strategy
5. For wrong move - You could have given a decoy check and had a checkmate later. You missed both of them

1.3 Categories of medium chess puzzle 0025

This medium chess puzzle falls in these categories.

1. [Medium chess puzzles](#)
2. [Sacrifice puzzles in chess](#)
3. [Mate in 2 puzzles in chess](#)
4. [Endgame puzzles in chess](#)
5. [Decoy puzzles in chess](#)

1.4 How to view the solution to medium chess puzzle 0025

To view the [solution to this puzzle](#), follow the steps given below

1. Go to the [puzzle page](#)
2. Click the solution button (Key as shown [below](#)) to view the solution



Figure 1.7: Click the solution button to view solutions @ <https://gbud.in/gqv1xw2>

1.5 How to get help for moves in the medium chess puzzle 0025

To get help or the possible next moves in the puzzle, , follow the steps given below

1. Go to the [puzzle page](#)
2. Click the help button (exclamation mark as shown [below](#)) to get help or suggestion on next possible [move](#)



Figure 1.8: Click the help button to get help on next move @ <https://gbud.in/gqv1xw2>



Figure 1.9: Solve more medium puzzles @ <https://gbud.in/chsmdpz>



Figure 1.10: Solve other puzzles @ <https://gbud.in/chsgppz>

1.6 Play chess for free



Figure 1.11: Play chess online for free. Solve puzzles and play with friends

Play chess for free at <https://gbud.in/chs>

We present you a platform to play chess online with friends for free. No need to install any app. You can play chess for free without registration or login.

Simple. You can do several chess related activities.

1. [solve chess puzzles](#)
2. [learn about chess](#)

3. [play chess with computer](#)
4. [play chess with friend](#)
5. [create your own chess games](#)
6. [fen viewer](#)
7. [fen editor](#)
8. [fen generator](#)
9. [pgn viewer](#)
10. [chess board editor](#)
11. [view famous chess games.](#)



Figure 1.12: Solve this puzzle online by scanning this QR code or go to the link below

<https://gbud.in/gqv1xw2>

Read the latest article on Medium Chess puzzle # 0025 - Mate in 2 moves by scanning this QR code or click the link

Previous article : [« Medium Chess puzzle # 0024 - Mate in 2 moves](#)

Next article : [Medium Chess puzzle # 0026 - Mate in 2 moves »](#)

[Back to top](#)

[Contact Us](#)

© GBud Games 2021



Medium Chess Puzzle # 0026

By

G Bud Games
<https://gbud.in>

September 28, 2021

Chapter 1

Medium Chess puzzle # 0026 - Mate in 2 moves

Solve this medium chess puzzle and improve your chess games through improvement of your chess strategies and chess tactics.

Puzzle No : 0026

Difficulty level : medium

Description : Mate in 2 moves

Next Move : White

Player level : Intermediate

Short URL for puzzle : <https://gbud.in/gmwwbb2>

1.1 Medium chess puzzle 0026



Figure 1.1: Solve this medium chess puzzle 0026. Mate in 2 moves @ <https://gbud.in/gmwbb2>



Figure 1.2: Solve this medium chess puzzle online with solution @ <https://gbud.in/gmwbb2>

1.2 Solution to medium chess puzzle 0026

At this puzzle, next **move** is by **White**. The objective of the puzzle is to mate in 2 moves.

See the solution at the [puzzle page](#)

1.2.1 Solution 1

1.2.1.1 Initial board position

This is the initial board position of medium chess puzzle 0026.



Figure 1.3: Initial board position of medium chess puzzle 0026

1.2.1.2 Move 1

Move by white



Figure 1.4: Be4+ - This sacrifice is necessary to force the knight to leave his duty. This is called deflection sacrifice

1.2.1.3 Move 2

Move by black



Figure 1.5: Nxe4 - With the knights movement, protection to e4 is removed.

1.2.1.4 Move 3

Move by white



Figure 1.6: Qxe4# - This is called dove tail mate

1.2.2 Solution 2

1.2.2.1 Initial board position

This is the initial board position of medium chess puzzle 0026.



Figure 1.7: Initial board position of medium chess puzzle 0026

1.2.2.2 Move 1

Move by white



Figure 1.8: Qe4+ - This sacrifice is necessary to force the knight to leave his duty. This is called deflection sacrifice

1.2.2.3 Move 2

Move by black



Figure 1.9: Nxe4 - With the knights movement, protection to e4 is removed.

1.2.2.4 Move 3

Move by white



Figure 1.10: Bxe4# - The king has no free squares to move

1.2.3 Right moves for the solution to the medium chess puzzle 0026

Based on the objective of the puzzle, you have to make the right moves. Following are the right moves

1. Be4+, Qxe4#
2. Qe4+, Bxe4#

1.2.4 Explanation for the moves

1. Be4+ - This sacrifice is necessary to force the knight to leave his duty. This is called deflection sacrifice
2. Qe4+ - This sacrifice is necessary to force the knight to leave his duty. This is called deflection sacrifice
3. Qxe4# - This is called dove tail mate
4. Bxe4# - The king has no free squares to move
5. Nxe4 - With the knights movement, protection to e4 is removed.
6. For right move - Your strategy works well. Keep it up.
7. For wrong move - You could have won after a sacrifice. Do not miss the chance

1.3 Categories of medium chess puzzle 0026

This medium chess puzzle falls in these categories.

1. [Medium chess puzzles](#)
2. [Sacrifice puzzles in chess](#)
3. [Mate in 2 puzzles in chess](#)
4. [Endgame puzzles in chess](#)

1.4 How to view the solution to medium chess puzzle 0026

To view the [solution to this puzzle](#), follow the steps given below

1. Go to the [puzzle page](#)
2. Click the solution button (Key as shown [below](#)) to view the solution



Figure 1.11: Click the solution button to view solutions @ <https://gbud.in/gmwwbb2>

1.5 How to get help for moves in the medium chess puzzle 0026

To get help or the possible next moves in the puzzle, , follow the steps given below

1. Go to the [puzzle page](#)
2. Click the help button (exclamation mark as shown [below](#)) to get help or suggestion on next possible [move](#)



Figure 1.12: Click the help button to get help on next move @ <https://gbud.in/gmwwbb2>



Figure 1.13: Solve more medium puzzles @ <https://gbud.in/chsmdpz>



Figure 1.14: Solve other puzzles @ <https://gbud.in/chsgppz>

1.6 Play chess for free



Figure 1.15: Play chess online for free. Solve puzzles and play with friends

Play chess for free at <https://gbud.in/chs>

We present you a platform to play chess online with friends for free. No need to install any app. You can play chess for free without registration or login.

Simple. You can do several chess related activities.

1. [solve chess puzzles](#)
2. [learn about chess](#)

3. [play chess with computer](#)
4. [play chess with friend](#)
5. [create your own chess games](#)
6. [fen viewer](#)
7. [fen editor](#)
8. [fen generator](#)
9. [pgn viewer](#)
10. [chess board editor](#)
11. [view famous chess games.](#)



Figure 1.16: Solve this puzzle online by scanning this QR code or go to the link below

<https://gbud.in/gmwwbb2>

Read the latest article on Medium Chess puzzle # 0026 - Mate in 2 moves by scanning this QR code or click the link

Previous article : [« Medium Chess puzzle # 0025 - Mate in 2 moves](#)

Next article : [Medium chess puzzles »](#)

[Back to top](#)

[Contact Us](#)

© GBud Games 2021



Medium Chess Puzzle # 0027

By

G Bud Games
<https://gbud.in>

September 30, 2021

Chapter 1

Medium Chess puzzle # 0027 - Mate in 2 moves

Solve this medium chess puzzle and improve your chess games through improvement of your chess strategies and chess tactics.

Puzzle No : 0027

Difficulty level : medium

Description : Mate in 2 moves

Next Move : White

Player level : Intermediate

Short URL for puzzle : <https://gbud.in/g0qndn2>

1.1 Medium chess puzzle 0027




Figure 1.1: Solve this medium chess puzzle 0027. Mate in 2 moves @ <https://gbud.in/g0qndn2>



Figure 1.2: Solve this medium chess puzzle online with solution @ <https://gbud.in/g0qndn2>

1.2 Solution to medium chess puzzle 0027

At this puzzle, next **move** is by **White**. The objective of the puzzle is to mate in 2 moves.

See the interactive solution at the [puzzle page](#)

1.2.1 Solution 1

1.2.1.1 Initial board position

This is the initial board position of medium chess puzzle 0027.




Figure 1.3: Initial board position of medium chess puzzle 0027

1.2.1.2 Move 1

Move by white




Figure 1.4: Qhc8 - Two queens are forming a battery along the eights rank

1.2.1.3 Move 2

Move by black




Figure 1.5: h5 - King has no other pieces to move

1.2.1.4 Move 3

Move by white




Figure 1.6: Qh8# - King cant escape since it is blocked by friendly pieces

1.2.2 Solution 2

1.2.2.1 Initial board position

This is the initial board position of medium chess puzzle 0027.




Figure 1.7: Initial board position of medium chess puzzle 0027

1.2.2.2 Move 1

Move by white




Figure 1.8: Qhc8 - Two queens are forming a battery along the eights rank

1.2.2.3 Move 2

Move by black




Figure 1.9: g5 - King has no other pieces to move

1.2.2.4 Move 3

Move by white




Figure 1.10: Qg8# - King cant escape since it is blocked by friendly pieces

1.2.3 Solution 3

1.2.3.1 Initial board position

This is the initial board position of medium chess puzzle 0027.




Figure 1.11: Initial board position of medium chess puzzle 0027

1.2.3.2 Move 1

Move by white




Figure 1.12: Qxh6+ - This is a sacrifice to attract the king to a vulnerable square. This is called attraction

1.2.3.3 Move 2

Move by black




Figure 1.13: Kxh6 - The king is forced to capture the queen

1.2.3.4 Move 3

Move by white




Figure 1.14: Qh8# - King cant escape since it is blocked by friendly pieces

1.2.4 Right moves for the solution to the medium chess puzzle 0027

Based on the objective of the puzzle, you have to make the right moves. Following are the right moves

1. Qhc8, Qh8#
2. Qhc8, Qg8#
3. Qxh6+, Qh8#

1.2.5 Explanation for the moves

1. Qhc8 - Two queens are forming a battery along the eights rank
2. Qh8# - King cant escape since it is blocked by friendly pieces
3. Qg8# - King cant escape since it is blocked by friendly pieces
4. Qxh6+ - This is a sacrifice to attract the king to a vulnerable square. This is called attraction
5. h5 - King has no other pieces to move
6. g5 - King has no other pieces to move
7. Kxh6 - The king is forced to capture the queen

8. For right move - You have chosen the right moves to win the game. good work
9. For wrong move - You could have either formed a battery of queens or sacrifice a queen and won the game. You still have chance. You can do it.

1.3 Categories of medium chess puzzle 0027

This medium chess puzzle falls in these categories.

1. [Medium chess puzzles](#)
2. [Sacrifice puzzles in chess](#)
3. [Mate in 2 puzzles in chess](#)
4. [Endgame puzzles in chess](#)
5. [Battery puzzles in chess](#)

1.4 How to view the solution to medium chess puzzle 0027

To view the [solution to this puzzle](#), follow the steps given below

1. Go to the [puzzle page](#)
2. Click the solution button (Key as shown [below](#)) to view the solution



Figure 1.15: Click the solution button to view solutions @ <https://gbud.in/g0qndn2>

1.5 How to get help for moves in the medium chess puzzle 0027

To get help or the possible next moves in the puzzle, , follow the steps given below

1. Go to the [puzzle page](#)
2. Click the help button (exclamation mark as shown [below](#)) to get help or suggestion on next possible [move](#)



Figure 1.16: Click the help button to get help on next move @ <https://gbud.in/g0qndn2>



Figure 1.17: Solve more medium puzzles @ <https://gbud.in/chsmdpz>



Figure 1.18: Solve other puzzles @ <https://gbud.in/chsgppz>

1.6 Play chess for free



Figure 1.19: Play chess online for free. Solve puzzles and play with friends

Play chess for free at <https://gbud.in/chs>

We present you a platform to play chess online with friends for free. No need to install any app. You can play chess for free without registration or login.

Simple. You can do several chess related activities.

1. solve chess puzzles
2. learn about chess
3. play chess with computer
4. play chess with friend
5. create your own chess games
6. fen viewer
7. fen editor
8. fen generator
9. pgn viewer
10. chess board editor
11. view famous chess games.



Figure 1.20: Solve this puzzle online by scanning this QR code or go to the link below

<https://gbud.in/g0qndn2>

Read the latest article on Medium Chess puzzle # 0027 - Mate in 2 moves by scanning this QR code or click the link

Previous article : « [Medium Chess puzzle # 0026 - Mate in 2 moves](#)

Next article : [Medium Chess puzzle # 0028 - Mate in 2 moves](#) »

[Back to top](#)

[Contact Us](#)

© GBud Games 2021



Medium Chess Puzzle # 0028

By

G Bud Games
<https://gbud.in>

September 30, 2021

Chapter 1

Medium Chess puzzle # 0028 - Mate in 2 moves

Solve this medium chess puzzle and improve your chess games through improvement of your chess strategies and chess tactics.

Puzzle No : 0028

Difficulty level : medium

Description : Mate in 2 moves

Next Move : Black

Player level : Intermediate

Short URL for puzzle : <https://gbud.in/glx9ww2>

1.1 Medium chess puzzle 0028




Figure 1.1: Solve this medium chess puzzle 0028. Mate in 2 moves @ <https://gbud.in/glx9ww2>



Figure 1.2: Solve this medium chess puzzle online with solution @ <https://gbud.in/glx9ww2>

1.2 Solution to medium chess puzzle 0028

At this puzzle, next **move** is by **Black**. The objective of the puzzle is to mate in 2 moves.

See the interactive solution at the [puzzle page](#)

1.2.1 Solution 1

1.2.1.1 Initial board position

This is the initial board position of medium chess puzzle 0028.



Figure 1.3: Initial board position of medium chess puzzle 0028

1.2.1.2 Move 1

Move by black




Figure 1.4: $d1=Q+$ - The king is forced to move to h2 due to this promotion

1.2.1.3 Move 2

Move by white



Figure 1.5: Kh2 - This is the only free square available

1.2.1.4 Move 3

Move by black




Figure 1.6: Rh8# - King can not move in h file and is blocked by friendly pieces

1.2.2 Solution 2

1.2.2.1 Initial board position

This is the initial board position of medium chess puzzle 0028.




Figure 1.7: Initial board position of medium chess puzzle 0028

1.2.2.2 Move 1

Move by black




Figure 1.8: d1=R+ - The king is forced to move to h2 due to this promotion

1.2.2.3 Move 2

Move by white




Figure 1.9: Kh2 - This is the only free square available

1.2.2.4 Move 3

Move by black




Figure 1.10: Rh8# - King can not move in h file and is blocked by friendly pieces

1.2.3 Right moves for the solution to the medium chess puzzle 0028

Based on the objective of the puzzle, you have to make the right moves. Following are the right moves

1. d1=Q+, Rh8#
2. d1=R+, Rh8#

1.2.4 Explanation for the moves

1. d1=Q+ - The king is forced to move to h2 due to this promotion
2. d1=R+ - The king is forced to move to h2 due to this promotion
3. Kh2 - This is the only free square available
4. Rh8# - King can not move in h file and is blocked by friendly pieces
5. For right move - You have understood the power of promotion.
6. For wrong move - You could have promoted the pawn and ended the game

1.3 Categories of medium chess puzzle 0028

This medium chess puzzle falls in these categories.

1. [Medium chess puzzles](#)
2. [Mate in 2 puzzles in chess](#)
3. [Endgame puzzles in chess](#)
4. [Promotion puzzles in chess](#)

1.4 How to view the solution to medium chess puzzle 0028

To view the [solution to this puzzle](#), follow the steps given below

1. Go to the [puzzle page](#)
2. Click the solution button (Key as shown [below](#)) to view the solution



Figure 1.11: Click the solution button to view solutions @ <https://gbud.in/glx9ww2>

1.5 How to get help for moves in the medium chess puzzle 0028

To get help or the possible next moves in the puzzle, , follow the steps given below

1. Go to the [puzzle page](#)
2. Click the help button (exclamation mark as shown [below](#)) to get help or suggestion on next possible [move](#)



Figure 1.12: Click the help button to get help on next move @ <https://gbud.in/glx9ww2>



Figure 1.13: Solve more medium puzzles @ <https://gbud.in/chsmdpz>



Figure 1.14: Solve other puzzles @ <https://gbud.in/chsgppz>

1.6 Play chess for free



Figure 1.15: Play chess online for free. Solve puzzles and play with friends

Play chess for free at <https://gbud.in/chs>

We present you a platform to play chess online with friends for free. No need to install any app. You can play chess for free without registration or login.

Simple. You can do several chess related activities.

1. [solve chess puzzles](#)
2. [learn about chess](#)

3. [play chess with computer](#)
4. [play chess with friend](#)
5. [create your own chess games](#)
6. [fen viewer](#)
7. [fen editor](#)
8. [fen generator](#)
9. [pgn viewer](#)
10. [chess board editor](#)
11. [view famous chess games.](#)



Figure 1.16: Solve this puzzle online by scanning this QR code or go to the link below

<https://gbud.in/glx9ww2>

Read the latest article on Medium Chess puzzle # 0028 - Mate in 2 moves by scanning this QR code or click the link

Previous article : [« Medium Chess puzzle # 0027 - Mate in 2 moves](#)

Next article : [Medium chess puzzles »](#)

[Back to top](#)

[Contact Us](#)

© GBud Games 2021



Medium Chess Puzzle # 0029

By

G Bud Games
<https://gbud.in>

October 1, 2021

Medium Chess puzzle # 0029 - Mate in 2 moves

Solve this medium chess puzzle and improve your chess games through improvement of your chess strategies and chess tactics.

Puzzle No : 0029

Difficulty level : medium

Description : Mate in 2 moves

Next Move : Black

Player level : Intermediate

Short URL for puzzle : <https://gbud.in/gm0x4s2>

Medium chess puzzle 0029




Figure 1: Solve this medium chess puzzle 0029. Mate in 2 moves @ <https://gbud.in/gm0x4s2>



Figure 2: Solve this medium chess puzzle online with solution @ <https://gbud.in/gm0x4s2>

Solution to medium chess puzzle 0029

At this puzzle, next **move** is by **Black**. The objective of the puzzle is to mate in 2 moves.

See the interactive solution at the [puzzle page](#)

Solution 1

Initial board position This is the initial board position of medium chess puzzle 0029.




Figure 3: Initial board position of medium chess puzzle 0029

Move 1 Move by black




Figure 4: Rxc2 - This is a two purpose move. One is to give access to bishop to g2. second one is to distract the opponents attention by losing your rook. This is called sacrifice.

Move 2 Move by white




Figure 5: Bxc2 - Removing the support to the pawn at g2 is called undermining

Move 3 Move by black



Figure 6: $Qxg2\#$ - The queen can not be captured since it is supported by the bishop

Solution 2

Initial board position This is the initial board position of medium chess puzzle 0029.




Figure 7: Initial board position of medium chess puzzle 0029

Move 1 Move by black




Figure 8: Rxc2 - This is a two purpose move. One is to give access to bishop to g2. second one is to distract the opponents attention by losing your rook. This is called sacrifice.

Move 2 Move by white



Figure 9: Kg1 - King is trying to get out of the attack in next move but this move is of no use

Move 3 Move by black



Figure 10: Qxg2# - The queen can not be captured since it is supported by the bishop

Right moves for the solution to the medium chess puzzle 0029

Based on the objective of the puzzle, you have to make the right moves. Following are the right moves

1. Rxc2, Qxg2#

Explanation for the moves

1. Rxc2 - This is a two purpose move. One is to give access to bishop to g2. second one is to distract the opponents attention by losing your rook. This is called sacrifice.
2. Bxc2 - Removing the support to the pawn at g2 is called undermining
3. Kg1 - King is trying to get out of the attack in next move but this move is of no use
4. Qxg2# - The queen can not be captured since it is supported by the bishop
5. For right move - You undermined the support to the pawn at g2. This helped you have a checkmate in 2 moves
6. For wrong move - You could have utilised the xray attack from the bishop by moving the rook. Try again

Categories of medium chess puzzle 0029

This medium chess puzzle falls in these categories.

1. [Medium chess puzzles](#)
2. [Sacrifice puzzles in chess](#)
3. [Mate in 2 puzzles in chess](#)
4. [Endgame puzzles in chess](#)
5. [Strategy puzzles in chess](#)

How to view the solution to medium chess puzzle 0029

To view the [solution to this puzzle](#), follow the steps given below

1. Go to the [puzzle page](#)
2. Click the solution button (Key as shown [below](#)) to view the solution



Figure 11: Click the solution button to view solutions @ <https://gbud.in/gm0x4s2>

How to get help for moves in the medium chess puzzle 0029

To get help or the possible next moves in the puzzle, , follow the steps given below

1. Go to the [puzzle page](#)
2. Click the help button (exclamation mark as shown [below](#)) to get help or suggestion on next possible [move](#)



Figure 12: Click the help button to get help on next move @ <https://gbud.in/gm0x4s2>



Figure 13: Solve more medium puzzles @ <https://gbud.in/chsmdpz>



Figure 14: Solve other puzzles @ <https://gbud.in/chsgppz>

Play chess for free

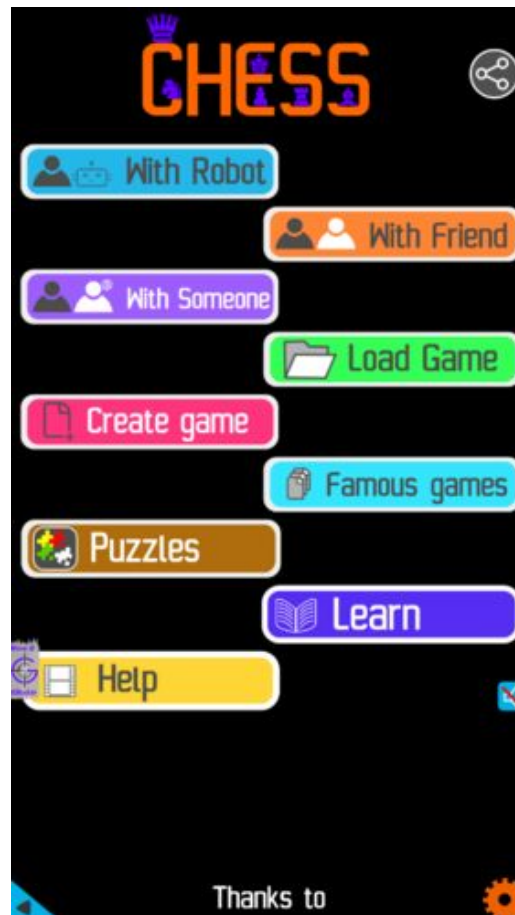


Figure 15: Play chess online for free. Solve puzzles and play with friends

Play chess for free at <https://gbud.in/chs>

We present you a platform to play chess online with friends for free. No need to install any app. You can play chess for free without registration or login.

Simple. You can do several chess related activities.

1. [solve chess puzzles](#)
2. [learn about chess](#)
3. [play chess with computer](#)
4. [play chess with friend](#)
5. [create your own chess games](#)

6. [fen viewer](#)
7. [fen editor](#)
8. [fen generator](#)
9. [pgn viewer](#)
10. [chess board editor](#)
11. [view famous chess games.](#)



Figure 16: Solve this puzzle online by scanning this QR code or go to the link below

<https://gbud.in/gm0x4s2>

Read the latest article on Medium Chess puzzle # 0029 - Mate in 2 moves by scanning this QR code or click the link

Previous article : [« Medium Chess puzzle # 0028 - Mate in 2 moves](#)

Next article : [Medium chess puzzles »](#)

[Back to top](#)

[Contact Us](#)



Medium Chess Puzzle # 0030

By

G Bud Games
<https://gbud.in>

October 2, 2021

Medium Chess puzzle # 0030 - Mate in 2 moves

Solve this medium chess puzzle and improve your chess games through improvement of your chess strategies and chess tactics.

Puzzle No : 0030

Difficulty level : medium

Description : Mate in 2 moves

Next Move : White

Player level : Intermediate

Short URL for puzzle : <https://gbud.in/ghfjlx2>

Medium chess puzzle 0030



Figure 1: Solve this medium chess puzzle 0030. Mate in 2 moves @ <https://gbud.in/ghfjlx2>



Figure 2: Solve this medium chess puzzle online with solution @ <https://gbud.in/ghfjlx2>

Solution to medium chess puzzle 0030

At this puzzle, next **move** is by **White**. The objective of the puzzle is to mate in 2 moves.

See the interactive solution at the [puzzle page](#)

Solution 1

Initial board position This is the initial board position of medium chess puzzle 0030.




Figure 3: Initial board position of medium chess puzzle 0030

Move 1 Move by white




Figure 4: f4 - This is to threaten the opponent's knight so that it will move out of e file

Move 2 Move by black



Figure 5: Ng6 - Opponent is trying to save their knight without realising the dangerous next move.

Move 3 Move by white



Figure 6: Nf6# - This is a double discovered check as the knight and the queen are giving the check. The king has no free squares to move. Hence it is a checkmate

Solution 2

Initial board position This is the initial board position of medium chess puzzle 0030.



Figure 7: Initial board position of medium chess puzzle 0030

Move 1 Move by white



Figure 8: d4 - This is to threaten the opponent's knight so that it will move out of e file

Move 2 Move by black



Figure 9: Ng6 - Opponent is trying to save their knight without realising the dangerous next move.

Move 3 Move by white



Figure 10: Nf6# - This is a double discovered check as the knight and the queen are giving the check. The king has no free squares to move. Hence it is a checkmate

Solution 3

Initial board position This is the initial board position of medium chess puzzle 0030.




Figure 11: Initial board position of medium chess puzzle 0030

Move 1 Move by white



Figure 12: f4 - This is to threaten the opponent's knight so that it will move out of e file

Move 2 Move by black



Figure 13: Ng6 - Opponent is trying to save their knight without realising the dangerous next move.

Move 3 Move by white



Figure 14: Nd6# - This is a double discovered check as the knight and the queen are giving the check. The king has no free squares to move. Hence it is a checkmate

Solution 4

Initial board position This is the initial board position of medium chess puzzle 0030.




Figure 15: Initial board position of medium chess puzzle 0030

Move 1 Move by white



Figure 16: d4 - This is to threaten the opponent's knight so that it will move out of e file

Move 2 Move by black



Figure 17: Ng6 - Opponent is trying to save their knight without realising the dangerous next move.

Move 3 Move by white



Figure 18: Nd6# - This is a double discovered check as the knight and the queen are giving the check. The king has no free squares to move. Hence it is a checkmate

Right moves for the solution to the medium chess puzzle 0030

Based on the objective of the puzzle, you have to make the right moves. Following are the right moves

1. f4, Nf6#
2. d4, Nf6#
3. f4, Nd6#
4. d4, Nd6#

Explanation for the moves

1. f4 - This is to threaten the opponent's knight so that it will move out of e file
2. d4 - This is to threaten the opponent's knight so that it will move out of e file
3. Nf6# - This is a double discovered check as the knight and the queen are giving the check. The king has no free squares to move. Hence it is a checkmate
4. Ng6 - Opponent is trying to save their knight without realising the dangerous next move.
5. Nd6# - This is a double discovered check as the knight and the queen are giving the check. The king has no free squares to move. Hence

it is a checkmate

6. For right move - You threatened the opponents knight and had a checkmate. Good strategy
7. For wrong move - You could have threatened the opponents knight and had a checkmate by a discovered attack

Categories of medium chess puzzle 0030

This medium chess puzzle falls in these categories.

1. [Medium chess puzzles](#)
2. [Mate in 2 puzzles in chess](#)
3. [Endgame puzzles in chess](#)
4. [Strategy puzzles in chess](#)

How to view the solution to medium chess puzzle 0030

To view the [solution to this puzzle](#), follow the steps given below

1. Go to the [puzzle page](#)
2. Click the solution button (Key as shown [below](#)) to view the solution



Figure 19: Click the solution button to view solutions @ <https://gbud.in/ghfjlx2>

How to get help for moves in the medium chess puzzle 0030

To get help or the possible next moves in the puzzle, , follow the steps given below

1. Go to the [puzzle page](#)
2. Click the help button (exclamation mark as shown [below](#)) to get help or suggestion on next possible [move](#)



Figure 20: Click the help button to get help on next move @ <https://gbud.in/ghfjlx2>



Figure 21: Solve more medium puzzles @ <https://gbud.in/chsmdpz>



Figure 22: Solve other puzzles @ <https://gbud.in/chsgppz>

Play chess for free

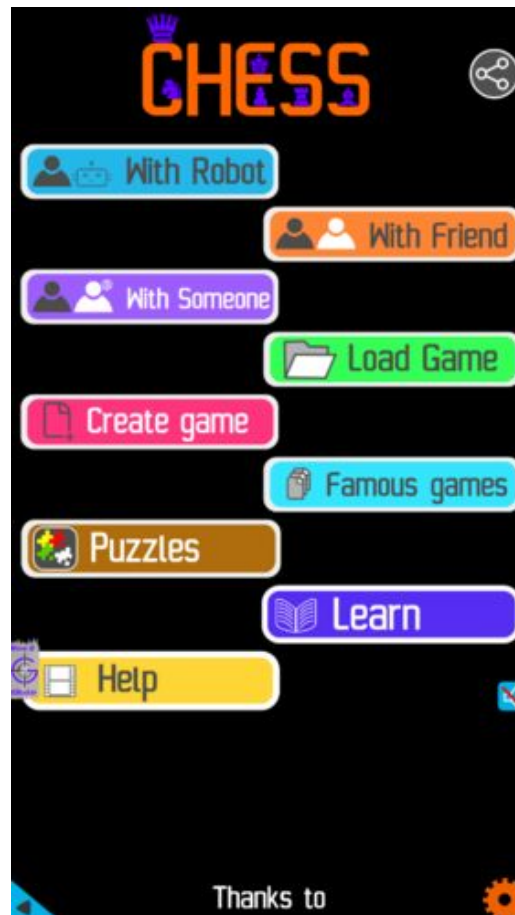


Figure 23: Play chess online for free. Solve puzzles and play with friends

Play chess for free at <https://gbud.in/chs>

We present you a platform to play chess online with friends for free. No need to install any app. You can play chess for free without registration or login.

Simple. You can do several chess related activities.

1. [solve chess puzzles](#)
2. [learn about chess](#)
3. [play chess with computer](#)
4. [play chess with friend](#)
5. [create your own chess games](#)

6. [fen viewer](#)
7. [fen editor](#)
8. [fen generator](#)
9. [pgn viewer](#)
10. [chess board editor](#)
11. [view famous chess games.](#)



Figure 24: Solve this puzzle online by scanning this QR code or go to the link below

<https://gbud.in/ghfjlx2>

Read the latest article on Medium Chess puzzle # 0030 - Mate in 2 moves by scanning this QR code or click the link

Previous article : [« Medium Chess puzzle # 0029 - Mate in 2 moves](#)

Next article : [Medium chess puzzles »](#)

[Back to top](#)

[Contact Us](#)



Medium Chess Puzzle # 0031

By

G Bud Games
<https://gbud.in>

October 3, 2021

Medium Chess puzzle # 0031 - Mate in 2 moves

Solve this medium chess puzzle and improve your chess games through improvement of your chess strategies and chess tactics.

Puzzle No : 0031

Difficulty level : medium

Description : Mate in 2 moves

Next Move : White

Player level : Intermediate

Short URL for puzzle : <https://gbud.in/gfthwm2>

Medium chess puzzle 0031



Figure 1: Solve this medium chess puzzle 0031. Mate in 2 moves @ <https://gbud.in/gfthwm2>



Figure 2: Solve this medium chess puzzle online with solution @ <https://gbud.in/gfthwm2>

Solution to medium chess puzzle 0031

At this puzzle, next **move** is by **White**. The objective of the puzzle is to mate in 2 moves.

See the interactive solution at the [puzzle page](#)

Solution 1

Initial board position This is the initial board position of medium chess puzzle 0031.



Figure 3: Initial board position of medium chess puzzle 0031

Move 1 Move by white



Figure 4: $Rd8+$ - This sacrifice move clears the diagonal for the queen and forces the opponent to spend their next move in capturing this rook

Move 2 Move by black



Figure 5: $Rxd8$ - The rook is captured to escape from its attack

Move 3 Move by white



Figure 6: Qa5# - King can not move in eighth rank due to the attack of bishop. This is called Greko's mate

Solution 2

Initial board position This is the initial board position of medium chess puzzle 0031.



Figure 7: Initial board position of medium chess puzzle 0031

Move 1 Move by white



Figure 8: Rd8+ - This sacrifice move clears the diagonal for the queen and forces the opponent to spend their next move in capturing this rook

Move 2 Move by black



Figure 9: Ka7 -

Move 3 Move by white



Figure 10: Qa5# - King can not move in eighth rank due to the attack of bishop. This is called Greko's mate

Right moves for the solution to the medium chess puzzle 0031

Based on the objective of the puzzle, you have to make the right moves. Following are the right moves

1. Rd8+, Qa5#

Explanation for the moves

1. Rd8+ - This sacrifice move clears the diagonal for the queen and forces the opponent to spend their next move in capturing this rook
2. Qa5# - King can not move in eighth rank due to the attack of bishop. This is called Greko's mate
3. Rxd8 - The rook is captured to escape from its attack
4. Ka7 -
5. For right move - You won the game with a right sacrifice and consecutive checkmate. Good moves
6. For wrong move - You could have won after the sacrifice of the rook. Try again

Categories of medium chess puzzle 0031

This medium chess puzzle falls in these categories.

1. [Medium chess puzzles](#)
2. [Sacrifice puzzles in chess](#)
3. [Mate in 2 puzzles in chess](#)
4. [Endgame puzzles in chess](#)
5. [Strategy puzzles in chess](#)
6. [Mate pattern puzzles in chess](#)

How to view the solution to medium chess puzzle 0031

To view the [solution to this puzzle](#), follow the steps given below

1. Go to the [puzzle page](#)
2. Click the solution button (Key as shown [below](#)) to view the solution



Figure 11: Click the solution button to view solutions @ <https://gbud.in/gfthwm2>

How to get help for moves in the medium chess puzzle 0031

To get help or the possible next moves in the puzzle, , follow the steps given below

1. Go to the [puzzle page](#)

2. Click the help button (exclamation mark as shown [below](#)) to get help or suggestion on next possible [move](#)



Figure 12: Click the help button to get help on next move @ <https://gbud.in/gfthwm2>



Figure 13: Solve more medium puzzles @ <https://gbud.in/chsmdpz>



Figure 14: Solve other puzzles @ <https://gbud.in/chsgppz>

Play chess for free

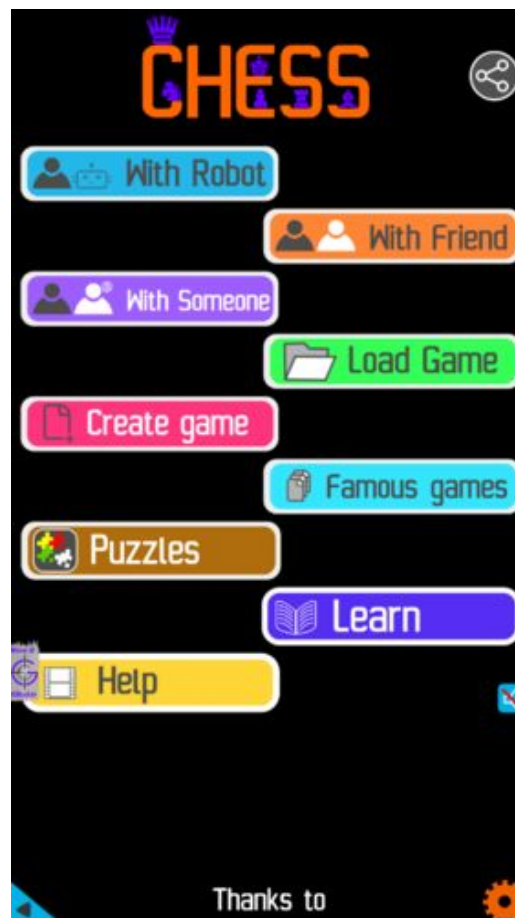


Figure 15: Play chess online for free. Solve puzzles and play with friends

Play chess for free at <https://gbud.in/chs>

We present you a platform to play chess online with friends for free. No need to install any app. You can play chess for free without registration or login.

Simple. You can do several chess related activities.

1. [solve chess puzzles](#)
2. [learn about chess](#)
3. [play chess with computer](#)
4. [play chess with friend](#)
5. [create your own chess games](#)
6. [fen viewer](#)
7. [fen editor](#)
8. [fen generator](#)
9. [pgn viewer](#)
10. [chess board editor](#)

11. [view famous chess games.](#)



Figure 16: Solve this puzzle online by scanning this QR code or go to the link below

<https://gbud.in/gfthwm2>

Read the latest article on Medium Chess puzzle # 0031 - Mate in 2 moves by scanning this QR code or click the link

Previous article : [« Medium Chess puzzle # 0030 - Mate in 2 moves](#)

Next article : [Medium chess puzzles »](#)

[Back to top](#)

[Contact Us](#)

© GBud Games 2021



Medium Chess Puzzle # 0032

By

G Bud Games
<https://gbud.in>

October 4, 2021

Solution to medium chess puzzle 0032

At this puzzle, next **move** is by **White**. The objective of the puzzle is to mate in 2 moves.

See the interactive solution at the [puzzle page](#)

Solution 1

Initial board position This is the initial board position of medium chess puzzle 0032.




Figure 3: Initial board position of medium chess puzzle 0032

Move 1 Move by white




Figure 4: Be3 - Bishop is brought out to attack the opponents king in the next move

Move 2 Move by black




Figure 5: Bh6 - Opponent's bishop is trying to distract your bishop by sacrificing itself. Do not fall for this decoy move

Move 3 Move by white



Figure 6: Bb6# - King has no free squares to move. This is called Boden's mate

Right moves for the solution to the medium chess puzzle 0032

Based on the objective of the puzzle, you have to make the right moves. Following are the right moves

1. Be3, Bb6#

Explanation for the moves

1. Be3 - Bishop is brought out to attack the opponents king in the next move
2. Bb6# - King has no free squares to move. This is called Boden's mate
3. Bh6 - Opponent's bishop is trying to distract your bishop by sacrificing itself. Do not fall for this decoy move
4. For right move - You had a Boden's mate using two bishops. Good moves
5. For wrong move - You could have had a Boden's mate by moving your bishop. Try again

Categories of medium chess puzzle 0032

This medium chess puzzle falls in these categories.

1. [Medium chess puzzles](#)
2. [Mate in 2 puzzles in chess](#)
3. [Endgame puzzles in chess](#)
4. [Mate pattern puzzles in chess](#)

How to view the solution to medium chess puzzle 0032

To view the [solution to this puzzle](#), follow the steps given below

1. Go to the [puzzle page](#)
2. Click the solution button (Key as shown [below](#)) to view the solution



Figure 7: Click the solution button to view solutions @ <https://gbud.in/g99yky2>

How to get help for moves in the medium chess puzzle 0032

To get help or the possible next moves in the puzzle, , follow the steps given below

1. Go to the [puzzle page](#)
2. Click the help button (exclamation mark as shown [below](#)) to get help or suggestion on next possible [move](#)



Figure 8: Click the help button to get help on next move @ <https://gbud.in/g99yky2>



Figure 9: Solve more medium puzzles @ <https://gbud.in/chsmdpz>



Figure 10: Solve other puzzles @ <https://gbud.in/chsgppz>

Play chess for free

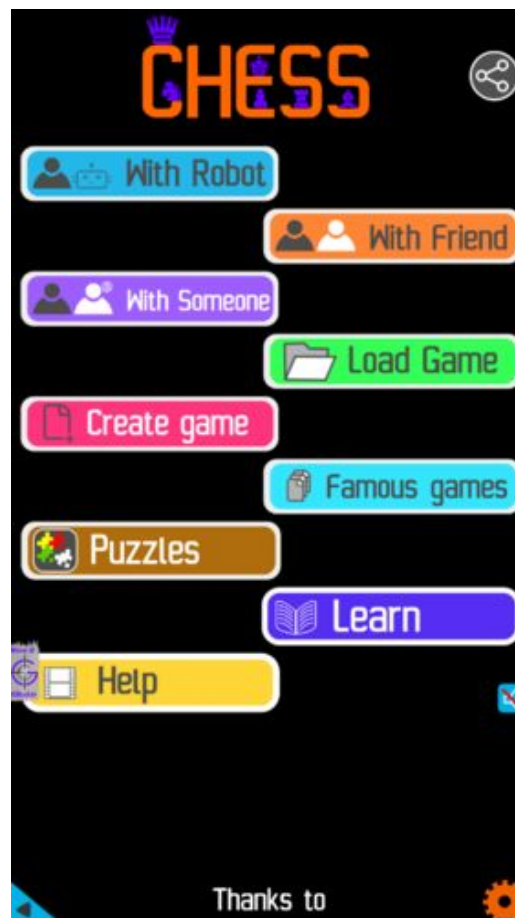


Figure 11: Play chess online for free. Solve puzzles and play with friends

Play chess for free at <https://gbud.in/chs>

We present you a platform to play chess online with friends for free. No need to install any app. You can play chess for free without registration or login.

Simple. You can do several chess related activities.

1. [solve chess puzzles](#)
2. [learn about chess](#)
3. [play chess with computer](#)
4. [play chess with friend](#)
5. [create your own chess games](#)
6. [fen viewer](#)
7. [fen editor](#)
8. [fen generator](#)
9. [pgn viewer](#)
10. [chess board editor](#)

11. [view famous chess games.](#)



Figure 12: Solve this puzzle online by scanning this QR code or go to the link below

<https://gbud.in/g99yky2>

Read the latest article on Medium Chess puzzle # 0032 - Mate in 2 moves by scanning this QR code or click the link

Previous article : [« Medium Chess puzzle # 0031 - Mate in 2 moves](#)

Next article : [Medium chess puzzles »](#)

[Back to top](#)

[Contact Us](#)

© GBud Games 2021



Medium Chess Puzzle # 0033

By

G Bud Games
<https://gbud.in>

October 5, 2021

Solution to medium chess puzzle 0033

At this puzzle, next **move** is by **White**. The objective of the puzzle is to mate in 2 moves.

See the interactive solution at the [puzzle page](#)

Solution 1

Initial board position This is the initial board position of medium chess puzzle 0033.



Figure 3: Initial board position of medium chess puzzle 0033

Move 1 Move by white



Figure 4: Qxb6+ - This is a magnet sacrifice to pull the bishop to b6 so that the seventh rank is cleared for the rook

Move 2 Move by black



Figure 5: Bxb6 - This is the only move available to the opponent

Move 3 Move by white



Figure 6: Rb7# - King has no free squares to move and this mate is similar to Vukovic's mate

Right moves for the solution to the medium chess puzzle 0033

Based on the objective of the puzzle, you have to make the right moves. Following are the right moves

1. Qxb6+, Rb7#

Explanation for the moves

1. Qxb6+ - This is a magnet sacrifice to pull the bishop to b6 so that the seventh rank is cleared for the rook
2. Rb7# - King has no free squares to move and this mate is similar to Vukovic's mate
3. Bxb6 - This is the only move available to the opponent
4. For right move - With the right sacrifice of your queen you had a checkmate that is similar to Vukovic's mate. Good strategy
5. For wrong move - You could have sacrificed your queen and had a checkmate that is similar to Vukovic's mate. Try again

Categories of medium chess puzzle 0033

This medium chess puzzle falls in these categories.

1. [Medium chess puzzles](#)

2. [Sacrifice puzzles in chess](#)
3. [Mate in 2 puzzles in chess](#)
4. [Endgame puzzles in chess](#)
5. [Mate pattern puzzles in chess](#)

How to view the solution to medium chess puzzle 0033

To view the [solution to this puzzle](#), follow the steps given below

1. Go to the [puzzle page](#)
2. Click the solution button (Key as shown [below](#)) to view the solution



Figure 7: Click the solution button to view solutions @ <https://gbud.in/gl2qx22>

How to get help for moves in the medium chess puzzle 0033

To get help or the possible next moves in the puzzle, , follow the steps given below

1. Go to the [puzzle page](#)
2. Click the help button (exclamation mark as shown [below](#)) to get help or suggestion on next possible [move](#)



Figure 8: Click the help button to get help on next move @ <https://gbud.in/gl2qx22>



Figure 9: Solve more medium puzzles @ <https://gbud.in/chsmdpz>



Figure 10: Solve other puzzles @ <https://gbud.in/chsgppz>

Play chess for free

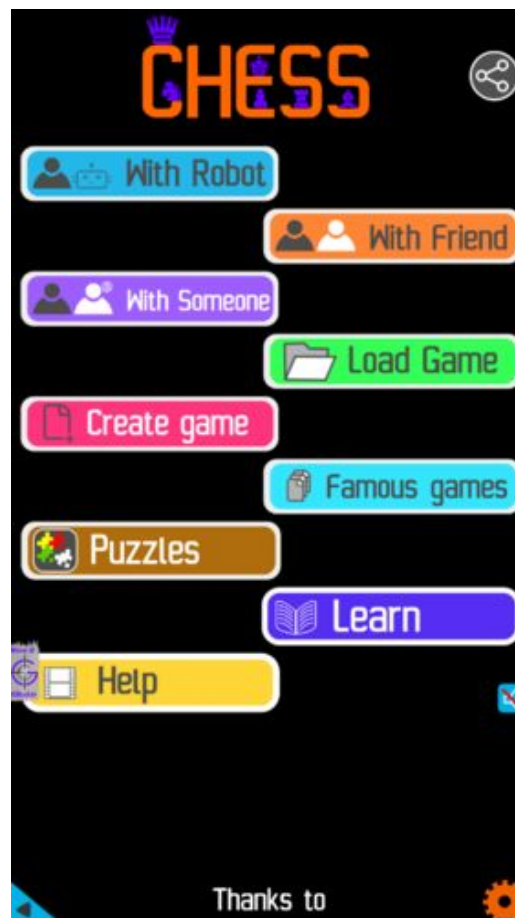


Figure 11: Play chess online for free. Solve puzzles and play with friends

Play chess for free at <https://gbud.in/chs>

We present you a platform to play chess online with friends for free. No need to install any app. You can play chess for free without registration or login.

Simple. You can do several chess related activities.

1. [solve chess puzzles](#)
2. [learn about chess](#)
3. [play chess with computer](#)
4. [play chess with friend](#)
5. [create your own chess games](#)
6. [fen viewer](#)
7. [fen editor](#)
8. [fen generator](#)
9. [pgn viewer](#)
10. [chess board editor](#)

11. [view famous chess games.](#)



Figure 12: Solve this puzzle online by scanning this QR code or go to the link below

<https://gbud.in/gl2qx22>

Read the latest article on Medium Chess puzzle # 0033 - Mate in 2 moves by scanning this QR code or click the link

Previous article : [« Medium Chess puzzle # 0032 - Mate in 2 moves](#)

Next article : [Medium chess puzzles »](#)

[Back to top](#)

[Contact Us](#)

© GBud Games 2021



Medium Chess Puzzle # 0034

By

G Bud Games
<https://gbud.in>

October 6, 2021

Chapter 1

Medium Chess puzzle # 0034 - Gain rook

Solve this medium chess puzzle and improve your chess games through improvement of your chess strategies and chess tactics.

Puzzle No : 0034

Difficulty level : medium

Description : Gain rook

Next Move : Black

Player level : Intermediate

Short URL for puzzle : <https://gbud.in/g9jj2j2>

1.1 Medium chess puzzle 0034



Figure 1.1: Solve this medium chess puzzle 0034. Gain rook @ <https://gbud.in/g9jj2j2>



Figure 1.2: Solve this medium chess puzzle online with solution @ <https://gbud.in/g9jj2j2>

1.2 Solution to medium chess puzzle 0034

At this puzzle, next [move](#) is by [Black](#). The objective of the puzzle is to gain rook.

See the interactive solution at the [puzzle page](#)

1.2.1 Solution 1

1.2.1.1 Initial board position

This is the initial board position of medium chess puzzle 0034.



Figure 1.3: Initial board position of medium chess puzzle 0034

1.2.1.2 Move 1

Move by black



Figure 1.4: e1=Q+ - Pawn is promoted to a queen and gives check to the opponents king. The piece is sacrificed to gain the rook

1.2.1.3 Move 2

Move by white




Figure 1.5: Rxe1 - The rook captures your promoted piece to escape from the check

1.2.1.4 Move 3

Move by black




Figure 1.6: Rxe1+ - You have lost a promoted piece, but gained a rook. Now you can promote the pawn in d file and have a better chance in winning the game

1.2.2 Solution 2

1.2.2.1 Initial board position

This is the initial board position of medium chess puzzle 0034.




Figure 1.7: Initial board position of medium chess puzzle 0034

1.2.2.2 Move 1

Move by black




Figure 1.8: e1=R+ - Pawn is promoted to a rook and gives check to the opponents king. The piece is sacrificed to gain the rook

1.2.2.3 Move 2

Move by white



Figure 1.9: Rxe1 - The rook captures your promoted piece to escape from the check

1.2.2.4 Move 3

Move by black




Figure 1.10: Rxe1+ - You have lost a promoted piece, but gained a rook. Now you can promote the pawn in d file and have a better chance in winning the game

1.2.3 Right moves for the solution to the medium chess puzzle 0034

Based on the objective of the puzzle, you have to make the right moves. Following are the right moves

1. e1=Q+, Rxe1+
2. e1=R+, Rxe1+

1.2.4 Explanation for the moves

1. e1=Q+ - Pawn is promoted to a queen and gives check to the opponents king. The piece is sacrificed to gain the rook
2. e1=R+ - Pawn is promoted to a rook and gives check to the opponents king. The piece is sacrificed to gain the rook
3. Rxe1 - The rook captures your promoted piece to escape from the check
4. Rxe1+ - You have lost a promoted piece, but gained a rook. Now you can promote the pawn in d file and have a better chance in winning

the game

5. For right move - You promoted a pawn and sacrificed to gain a rook which makes you superior in the number of pieces available. Good work
6. For wrong move - You could have promoted the pawn and give the check which would have made you have an advantage

1.3 Categories of medium chess puzzle 0034

This medium chess puzzle falls in these categories.

1. [Medium chess puzzles](#)
2. [Sacrifice puzzles in chess](#)
3. [Gain puzzles in chess](#)
4. [Promotion puzzles in chess](#)
5. [Strategy puzzles in chess](#)

1.4 How to view the solution to medium chess puzzle 0034

To view the [solution to this puzzle](#), follow the steps given below

1. Go to the [puzzle page](#)
2. Click the solution button (Key as shown [below](#)) to view the solution



Figure 1.11: Click the solution button to view solutions @ <https://gbud.in/g9jj2j2>

1.5 How to get help for moves in the medium chess puzzle 0034

To get help or the possible next moves in the puzzle, , follow the steps given below

1. Go to the [puzzle page](#)
2. Click the help button (exclamation mark as shown [below](#)) to get help or suggestion on next possible [move](#)



Figure 1.12: Click the help button to get help on next move @ <https://gbud.in/g9jj2j2>



Figure 1.13: Solve more medium puzzles @ <https://gbud.in/chsmdpz>



Figure 1.14: Solve other puzzles @ <https://gbud.in/chsgppz>

1.6 Play chess for free



Figure 1.15: Play chess online for free. Solve puzzles and play with friends

Play chess for free at <https://gbud.in/chs>

We present you a platform to [play chess online with friends for free](#). No need to install any app. You can [play chess for free without registration or login](#).

Simple. You can do several chess related activities.

1. [solve chess puzzles](#)
2. [learn about chess](#)
3. [play chess with computer](#)
4. [play chess with friend](#)
5. [create your own chess games](#)
6. [fen viewer](#)
7. [fen editor](#)
8. [fen generator](#)
9. [pgn viewer](#)
10. [chess board editor](#)
11. [view famous chess games](#).



Figure 1.16: Solve this puzzle online by scanning this QR code or go to the link below

<https://gbud.in/g9jj2j2>

Read the latest article on Medium Chess puzzle # 0034 - Gain rook by scanning this QR code or click the link

Previous article : « [Medium Chess puzzle # 0033 - Mate in 2 moves](#)

Next article : [Medium chess puzzles](#) »

[Back to top](#)

[Contact Us](#)

© GBud Games 2021



Medium Chess Puzzle # 0035

By

G Bud Games
<https://gbud.in>

October 7, 2021

Chapter 1

Medium Chess puzzle # 0035 - Gain two rooks

Solve this medium chess puzzle and improve your chess games through improvement of your chess strategies and chess tactics.

Puzzle No : 0035

Difficulty level : medium

Description : Gain two rooks

Next Move : White

Player level : Intermediate

Short URL for puzzle : <https://gbud.in/gkbjps2>

1.1 Medium chess puzzle 0035



Figure 1.1: Solve this medium chess puzzle 0035. Gain two rooks @ <https://gbud.in/gkbjps2>



Figure 1.2: Solve this medium chess puzzle online with solution @ <https://gbud.in/gkbjps2>

1.2 Solution to medium chess puzzle 0035

At this puzzle, next **move** is by **White**. The objective of the puzzle is to gain two rooks.

See the interactive solution at the [puzzle page](#)

1.2.1 Solution 1

1.2.1.1 Initial board position

This is the initial board position of medium chess puzzle 0035.



Figure 1.3: Initial board position of medium chess puzzle 0035

1.2.1.2 Move 1

Move by white




Figure 1.4: Qxh8+ - Queen captures the rook and give check to the king. Another check could have been given by using the knight fork but this move is better than the knight fork at present

1.2.1.3 Move 2

Move by black




Figure 1.5: Ke7 - King is forced to move to seventh rank

1.2.1.4 Move 3

Move by white




Figure 1.6: Qxa8 - Queen captures the hanging knight since the queen was having the x-ray attack on this rook through the king

1.2.2 Right moves for the solution to the medium chess puzzle 0035

Based on the objective of the puzzle, you have to make the right moves. Following are the right moves

1. Qxh8+, Qxa8

1.2.3 Explanation for the moves

1. Qxh8+ - Queen captures the rook and give check to the king. Another check could have been given by using the knight fork but this move is better than the knight fork at present
2. Qxa8 - Queen captures the hanging knight since the queen was having the x-ray attack on this rook through the king
3. Ke7 - King is forced to move to seventh rank
4. For right move - You gained two rooks without losing any piece. This material advantage will surely help
5. For wrong move - You could have captured both the rooks by giving a check by queen. Try again

1.3 Categories of medium chess puzzle 0035

This medium chess puzzle falls in these categories.

1. [Medium chess puzzles](#)
2. [Gain puzzles in chess](#)
3. [Strategy puzzles in chess](#)

1.4 How to view the solution to medium chess puzzle 0035

To view the [solution to this puzzle](#), follow the steps given below

1. Go to the [puzzle page](#)
2. Click the solution button (Key as shown [below](#)) to view the solution



Figure 1.7: Click the solution button to view solutions @ <https://gbud.in/gkbjps2>

1.5 How to get help for moves in the medium chess puzzle 0035

To get help or the possible next moves in the puzzle, , follow the steps given below

1. Go to the [puzzle page](#)
2. Click the help button (exclamation mark as shown [below](#)) to get help or suggestion on next possible [move](#)



Figure 1.8: Click the help button to get help on next move @ <https://gbud.in/gkbjps2>



Figure 1.9: Solve more medium puzzles @ <https://gbud.in/chsmdpz>



Figure 1.10: Solve other puzzles @ <https://gbud.in/chsgppz>

1.6 Play chess for free



Figure 1.11: Play chess online for free. Solve puzzles and play with friends

Play chess for free at <https://gbud.in/chs>

We present you a platform to play chess online with friends for free. No need to install any app. You can play chess for free without registration or login.

Simple. You can do several chess related activities.

1. [solve chess puzzles](#)
2. [learn about chess](#)

3. [play chess with computer](#)
4. [play chess with friend](#)
5. [create your own chess games](#)
6. [fen viewer](#)
7. [fen editor](#)
8. [fen generator](#)
9. [pgn viewer](#)
10. [chess board editor](#)
11. [view famous chess games.](#)



Figure 1.12: Solve this puzzle online by scanning this QR code or go to the link below

<https://gbud.in/gkbjps2>

Read the latest article on Medium Chess puzzle # 0035 - Gain two rooks by scanning this QR code or click the link

Previous article : [« Medium Chess puzzle # 0034 - Gain rook](#)

Next article : [Medium chess puzzles »](#)

[Back to top](#)

[Contact Us](#)

© GBud Games 2021



Medium Chess Puzzle # 0036

By

G Bud Games
<https://gbud.in>

October 8, 2021

Solution to medium chess puzzle 0036

At this puzzle, next **move** is by **Black**. The objective of the puzzle is to gain a piece.

See the interactive solution at the [puzzle page](#)

Solution 1

Initial board position This is the initial board position of medium chess puzzle 0036.



Figure 3: Initial board position of medium chess puzzle 0036

Move 1 Move by black



Figure 4: e4 - This is a pawn fork since the pawn attacks the knight and queen at the same time. This is also a decoy move since this opens the diagonal for the bishop

Move 2 Move by white



Figure 5: Qxe4 - Queen fell into your trap set by the decoy move. Your opponent has not realised that this is a decoy move

Move 3 Move by black



Figure 6: Ba3+ - This check is a discovered attack for the rook to queen. This forces the king to move so that the queen can not escape from the threat of your rook

Move 4 Move by white



Figure 7: Kb1 - King escapes from the check

Move 5 Move by black



Figure 8: Rxe4 - Rook captures the hanging queen which means it is not supported

Right moves for the solution to the medium chess puzzle 0036

Based on the objective of the puzzle, you have to make the right moves. Following are the right moves

1. e4, Ba3+, Rxe4

Explanation for the moves

1. e4 - This is a pawn fork since the pawn attacks the knight and queen at the same time. This is also a decoy move since this opens the diagonal for the bishop
2. Ba3+ - This check is a discovered attack for the rook to queen. This forces the king to move so that the queen can not escape from the threat of your rook
3. Rxe4 - Rook captures the hanging queen which means it is not supported
4. Qxe4 - Queen fell into your trap set by the decoy move. Your opponent has not realised that this is a decoy move
5. Kb1 - King escapes from the check
6. For right move - You combined fork and decoy move to gain the queen. Good strategy
7. For wrong move - You could have moved your pawn and gained the queen after giving a check. Do not stop trying

Categories of medium chess puzzle 0036

This medium chess puzzle falls in these categories.

1. [Medium chess puzzles](#)
2. [Gain puzzles in chess](#)
3. [Fork puzzles in chess](#)
4. [Decoy puzzles in chess](#)
5. [Strategy puzzles in chess](#)

How to view the solution to medium chess puzzle 0036

To view the [solution to this puzzle](#), follow the steps given below

1. Go to the [puzzle page](#)
2. Click the solution button (Key as shown [below](#)) to view the solution



Figure 9: Click the solution button to view solutions @ <https://gbud.in/g6wyks2>

How to get help for moves in the medium chess puzzle 0036

To get help or the possible next moves in the puzzle, , follow the steps given below

1. Go to the [puzzle page](#)
2. Click the help button (exclamation mark as shown [below](#)) to get help or suggestion on next possible [move](#)



Figure 10: Click the help button to get help on next move @ <https://gbud.in/g6wyks2>



Figure 11: Solve more medium puzzles @ <https://gbud.in/chsmdpz>



Figure 12: Solve other puzzles @ <https://gbud.in/chsgppz>

Play chess for free

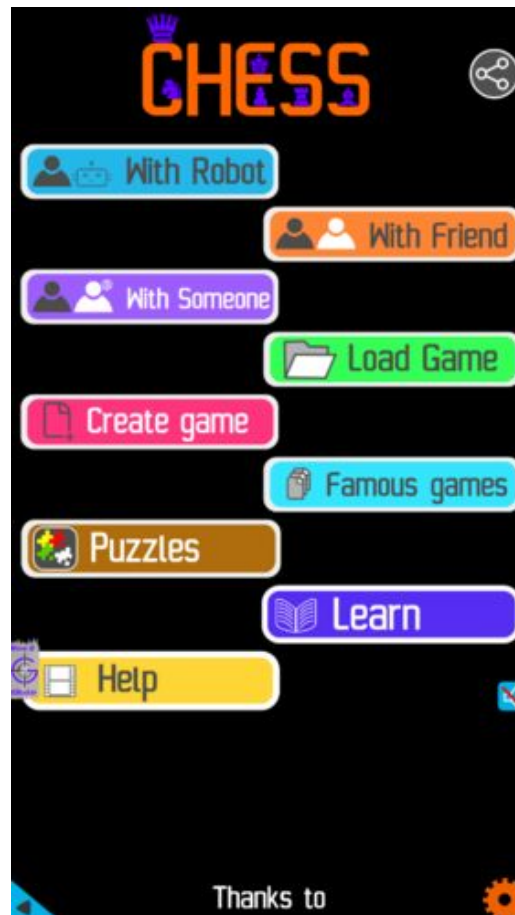


Figure 13: Play chess online for free. Solve puzzles and play with friends

Play chess for free at <https://gbud.in/chs>

We present you a platform to play chess online with friends for free. No need to install any app. You can play chess for free without registration or login.

Simple. You can do several chess related activities.

1. [solve chess puzzles](#)
2. [learn about chess](#)
3. [play chess with computer](#)
4. [play chess with friend](#)
5. [create your own chess games](#)

6. [fen viewer](#)
7. [fen editor](#)
8. [fen generator](#)
9. [pgn viewer](#)
10. [chess board editor](#)
11. [view famous chess games.](#)



Figure 14: Solve this puzzle online by scanning this QR code or go to the link below

<https://gbud.in/g6wyks2>

Read the latest article on Medium Chess puzzle # 0036 - Gain a piece by scanning this QR code or click the link

Previous article : [« Medium Chess puzzle # 0035 - Gain two rooks](#)

Next article : [Medium chess puzzles »](#)

[Back to top](#)

[Contact Us](#)



Medium Chess Puzzle # 0037

By

G Bud Games
<https://gbud.in>

October 9, 2021

Solution to medium chess puzzle 0037

At this puzzle, next **move** is by **White**. The objective of the puzzle is to will you capture the hanging bishop?.

See the interactive solution at the [puzzle page](#)

Solution 1

Initial board position This is the initial board position of medium chess puzzle 0037.



Figure 3: Initial board position of medium chess puzzle 0037

Move 1 Move by black



Figure 4: Bxd4 - This sacrifice is a decoy move.

Move 2 Move by white



Figure 5: Qa4+ - This check is also a queen fork on king and knight. If the knight does not move, you will gain it.

Right moves for the solution to the medium chess puzzle 0037

Based on the objective of the puzzle, you have to make the right moves. Following are the right moves

1. Qa4+

Explanation for the moves

1. Bxd4 - This sacrifice is a decoy move.
2. Qa4+ - This check is also a queen fork on king and knight. If the knight does not move, you will gain it.
3. For right move - You did not fall for the trap set by the opponent. If you have captured the hanging bishop, you would have lost your queen with the knight fork
4. For wrong move - Do not fall for the decoy move. The sacrifice of the bishop is to attract your queen to d4 so that the knight will capture after a knight fork

Categories of medium chess puzzle 0037

This medium chess puzzle falls in these categories.

1. [Medium chess puzzles](#)
2. [Sacrifice puzzles in chess](#)
3. [Gain puzzles in chess](#)
4. [Fork puzzles in chess](#)
5. [Decoy puzzles in chess](#)
6. [Strategy puzzles in chess](#)

How to view the solution to medium chess puzzle 0037

To view the [solution to this puzzle](#), follow the steps given below

1. Go to the [puzzle page](#)
2. Click the solution button (Key as shown [below](#)) to view the solution



Figure 6: Click the solution button to view solutions @ <https://gbud.in/gljcys2>

How to get help for moves in the medium chess puzzle 0037

To get help or the possible next moves in the puzzle, , follow the steps given below

1. Go to the [puzzle page](#)
2. Click the help button (exclamation mark as shown [below](#)) to get help or suggestion on next possible [move](#)



Figure 7: Click the help button to get help on next move @ <https://gbud.in/g1jcys2>



Figure 8: Solve more medium puzzles @ <https://gbud.in/chsmdpz>



Figure 9: Solve other puzzles @ <https://gbud.in/chsgppz>

Play chess for free

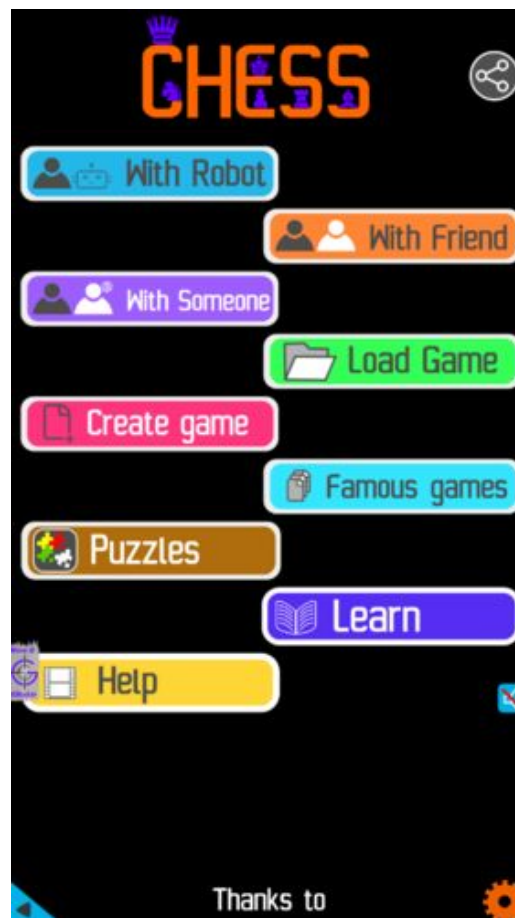


Figure 10: Play chess online for free. Solve puzzles and play with friends

Play chess for free at <https://gbud.in/chs>

We present you a platform to play chess online with friends for free. No need to install any app. You can play chess for free without registration or login.

Simple. You can do several chess related activities.

1. [solve chess puzzles](#)
2. [learn about chess](#)
3. [play chess with computer](#)
4. [play chess with friend](#)
5. [create your own chess games](#)
6. [fen viewer](#)
7. [fen editor](#)
8. [fen generator](#)
9. [pgn viewer](#)
10. [chess board editor](#)

11. [view famous chess games.](#)



Figure 11: Solve this puzzle online by scanning this QR code or go to the link below

<https://gbud.in/g1jcys2>

Read the latest article on Medium Chess puzzle # 0037 - Will you capture the hanging bishop? by scanning this QR code or click the link

Previous article : [« Medium Chess puzzle # 0036 - Gain a piece](#)

Next article : [Medium chess puzzles »](#)

[Back to top](#)

[Contact Us](#)

© GBud Games 2021



Medium Chess Puzzle # 0038

By

G Bud Games
<https://gbud.in>

October 10, 2021

Solution to medium chess puzzle 0038

At this puzzle, next **move** is by **White**. The objective of the puzzle is to avoid checkmate in one move.

See the interactive solution at the [puzzle page](#)

Solution 1

Initial board position This is the initial board position of medium chess puzzle 0038.



Figure 3: Initial board position of medium chess puzzle 0038

Move 1 Move by white



Figure 4: O-O - This king side castling provides the additional support from rook to f2. Now even if f2 is attacked, you can capture the attacking piece with the rook and king can safely move to h1

Right moves for the solution to the medium chess puzzle 0038

Based on the objective of the puzzle, you have to make the right moves. Following are the right moves

1. O-O

Explanation for the moves

1. O-O - This king side castling provides the additional support from rook to f2. Now even if f2 is attacked, you can capture the attacking piece with the rook and king can safely move to h1
2. For right move - Your king side castling is a wise move that avoids the immediate checkmate
3. For wrong move - You could have castled and given additional protection to f2. Now the queen will checkmate

Categories of medium chess puzzle 0038

This medium chess puzzle falls in these categories.

1. [Medium chess puzzles](#)
2. [Endgame puzzles in chess](#)

3. [Avoid checkmate puzzles in chess](#)
4. [Strategy puzzles in chess](#)

How to view the solution to medium chess puzzle 0038

To view the [solution to this puzzle](#), follow the steps given below

1. Go to the [puzzle page](#)
2. Click the solution button (Key as shown [below](#)) to view the solution



Figure 5: Click the solution button to view solutions @ <https://gbud.in/gb49212>

How to get help for moves in the medium chess puzzle 0038

To get help or the possible next moves in the puzzle, , follow the steps given below

1. Go to the [puzzle page](#)
2. Click the help button (exclamation mark as shown [below](#)) to get help or suggestion on next possible [move](#)



Figure 6: Click the help button to get help on next move @ <https://gbud.in/gb49212>



Figure 7: Solve more medium puzzles @ <https://gbud.in/chsmdpz>



Figure 8: Solve other puzzles @ <https://gbud.in/chsgppz>

Play chess for free

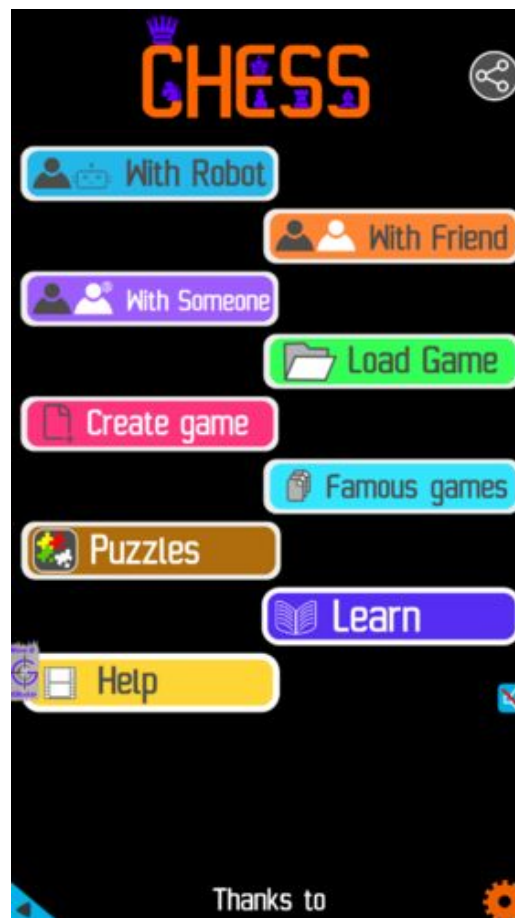


Figure 9: Play chess online for free. Solve puzzles and play with friends

Play chess for free at <https://gbud.in/chs>

We present you a platform to play chess online with friends for free. No need to install any app. You can play chess for free without registration or login.

Simple. You can do several chess related activities.

1. [solve chess puzzles](#)
2. [learn about chess](#)
3. [play chess with computer](#)
4. [play chess with friend](#)
5. [create your own chess games](#)
6. [fen viewer](#)
7. [fen editor](#)
8. [fen generator](#)
9. [pgn viewer](#)
10. [chess board editor](#)

11. [view famous chess games.](#)



Figure 10: Solve this puzzle online by scanning this QR code or go to the link below

<https://gbud.in/gb49212>

Read the latest article on Medium Chess puzzle # 0038 - Avoid checkmate in one move by scanning this QR code or click the link

Previous article : [« Medium Chess puzzle # 0037 - Will you capture the hanging bishop?](#)

Next article : [Medium chess puzzles »](#)

[Back to top](#)

[Contact Us](#)

© GBud Games 2021



Medium Chess Puzzle # 0039

By

G Bud Games
<https://gbud.in>

October 12, 2021

1.22	Solve other puzzles @ https://gbud.in/chsgppz	24
1.23	Play chess online for free. Solve puzzles and play with friends	25
1.24	Solve this puzzle online by scanning this QR code or go to the link below	26

Chapter 1

Medium Chess puzzle # 0039 - Mate in 2 moves

Solve this medium chess puzzle and improve your chess games through improvement of your chess strategies and chess tactics.

Puzzle No : 0039

Difficulty level : medium

Description : Mate in 2 moves

Next Move : White

Player level : Intermediate

Short URL for puzzle : <https://gbud.in/gnq3y02>

1.1 Medium chess puzzle 0039




Figure 1.1: Solve this medium chess puzzle 0039. Mate in 2 moves @ <https://gbud.in/gnq3y02>



Figure 1.2: Solve this medium chess puzzle online with solution @ <https://gbud.in/gnq3y02>

1.2 Solution to medium chess puzzle 0039

At this puzzle, next **move** is by **White**. The objective of the puzzle is to mate in 2 moves.

See the interactive solution at the [puzzle page](#)

1.2.1 Solution 1

1.2.1.1 Initial board position

This is the initial board position of medium chess puzzle 0039.




Figure 1.3: Initial board position of medium chess puzzle 0039

1.2.1.2 Move 1

Move by white




Figure 1.4: Ra8+ - This is a sacrifice or zugzwang move to deflect the knight from b6

1.2.1.3 Move 2

Move by black




Figure 1.5: Nc8+ - Knight blocks the check and gives check to you

1.2.1.4 Move 3

Move by white




Figure 1.6: Rxc8# - Rook captures the knight and checkmate. Rook can not be captured since it is supported by the queen

1.2.2 Solution 2

1.2.2.1 Initial board position

This is the initial board position of medium chess puzzle 0039.




Figure 1.7: Initial board position of medium chess puzzle 0039

1.2.2.2 Move 1

Move by white




Figure 1.8: Ra8+ - This is a sacrifice or zugzwang move to deflect the knight from b6

1.2.2.3 Move 2

Move by black




Figure 1.9: Nc8+ - Knight blocks the check and gives check to you

1.2.2.4 Move 3

Move by white




Figure 1.10: Qxc8# - Queen captures the knight and checkmate. Queen can not be captured since it is supported by the rook

1.2.3 Solution 3

1.2.3.1 Initial board position

This is the initial board position of medium chess puzzle 0039.




Figure 1.11: Initial board position of medium chess puzzle 0039

1.2.3.2 Move 1

Move by white




Figure 1.12: Ra8+ - This is a sacrifice or zugzwang move to deflect the knight from b6

1.2.3.3 Move 2

Move by black




Figure 1.13: Nxa8 - Knight captures the rook

1.2.3.4 Move 3

Move by white




Figure 1.14: Qd7# - King has no free squares to move and ends in a checkmate

1.2.4 Solution 4

1.2.4.1 Initial board position

This is the initial board position of medium chess puzzle 0039.




Figure 1.15: Initial board position of medium chess puzzle 0039

1.2.4.2 Move 1

Move by white




Figure 1.16: Rd7+ - This is a sacrifice move

1.2.4.3 Move 2

Move by black




Figure 1.17: Nxd7 - Knight captures the rook

1.2.4.4 Move 3

Move by white




Figure 1.18: Qxd7# - King has no free squares to move and ends in a checkmate

1.2.5 Right moves for the solution to the medium chess puzzle 0039

Based on the objective of the puzzle, you have to make the right moves. Following are the right moves

1. Ra8+, Rxc8#
2. Ra8+, Qxc8#
3. Ra8+, Qd7#
4. Rd7+, Qxd7#

1.2.6 Explanation for the moves

1. Ra8+ - This is a sacrifice or zugzwang move to deflect the knight from b6
2. Rxc8# - Rook captures the knight and checkmate. Rook can not be captured since it is supported by the queen
3. Qxc8# - Queen captures the knight and checkmate. Queen can not be captured since it is supported by the rook
4. Qd7# - King has no free squares to move and ends in a checkmate

5. Qxd7# - King has no free squares to move and ends in a checkmate
6. Rd7+ - This is a sacrifice move
7. Nc8+ - Knight blocks the check and gives check to you
8. Nxa8 - Knight captures the rook
9. Nxd7 - Knight captures the rook
10. For right move - You have given the best moves. Keep winning
11. For wrong move - You should have utilised the power of queen and rook. Try again

1.3 Categories of medium chess puzzle 0039

This medium chess puzzle falls in these categories.

1. [Medium chess puzzles](#)
2. [Sacrifice puzzles in chess](#)
3. [Mate in 2 puzzles in chess](#)
4. [Endgame puzzles in chess](#)
5. [Strategy puzzles in chess](#)
6. [Zugzwang puzzles in chess](#)

1.4 How to view the solution to medium chess puzzle 0039

To view the [solution to this puzzle](#), follow the steps given below

1. Go to the [puzzle page](#)
2. Click the solution button (Key as shown [below](#)) to view the solution



Figure 1.19: Click the solution button to view solutions @ <https://gbud.in/gnq3y02>

1.5 How to get help for moves in the medium chess puzzle 0039

To get help or the possible next moves in the puzzle, , follow the steps given below

1. Go to the [puzzle page](#)
2. Click the help button (exclamation mark as shown [below](#)) to get help or suggestion on next possible [move](#)



Figure 1.20: Click the help button to get help on next move @ <https://gbud.in/gnq3y02>



Figure 1.21: Solve more medium puzzles @ <https://gbud.in/chsmdpz>



Figure 1.22: Solve other puzzles @ <https://gbud.in/chsgppz>

1.6 Play chess for free



Figure 1.23: Play chess online for free. Solve puzzles and play with friends

Play chess for free at <https://gbud.in/chs>

We present you a platform to [play chess online with friends for free](#). No need to install any app. You can [play chess for free without registration or login](#).

Simple. You can do several chess related activities.

1. [solve chess puzzles](#)
2. [learn about chess](#)
3. [play chess with computer](#)
4. [play chess with friend](#)
5. [create your own chess games](#)
6. [fen viewer](#)
7. [fen editor](#)
8. [fen generator](#)
9. [pgn viewer](#)
10. [chess board editor](#)
11. [view famous chess games](#).



Figure 1.24: Solve this puzzle online by scanning this QR code or go to the link below

<https://gbud.in/gnq3y02>

Read the latest article on Medium Chess puzzle # 0039 - Mate in 2 moves by scanning this QR code or click the link

Previous article : [« Medium Chess puzzle # 0038 - Avoid checkmate in one move](#)

Next article : [Medium Chess puzzle # 0040 - Mate in 2 moves »](#)

[Back to top](#)

[Contact Us](#)

© GBud Games 2021



Medium Chess Puzzle # 0040

By

G Bud Games
<https://gbud.in>

October 12, 2021

Chapter 1

Medium Chess puzzle # 0040 - Mate in 2 moves

Solve this medium chess puzzle and improve your chess games through improvement of your chess strategies and chess tactics.

Puzzle No : 0040

Difficulty level : medium

Description : Mate in 2 moves

Next Move : White

Player level : Intermediate

Short URL for puzzle : <https://gbud.in/g1cg8t2>

1.1 Medium chess puzzle 0040




Figure 1.1: Solve this medium chess puzzle 0040. Mate in 2 moves @ <https://gbud.in/g1cg8t2>



Figure 1.2: Solve this medium chess puzzle online with solution @ <https://gbud.in/g1cg8t2>

1.2 Solution to medium chess puzzle 0040

At this puzzle, next **move** is by **White**. The objective of the puzzle is to mate in 2 moves.

See the interactive solution at the [puzzle page](#)

1.2.1 Solution 1

1.2.1.1 Initial board position

This is the initial board position of medium chess puzzle 0040.




Figure 1.3: Initial board position of medium chess puzzle 0040

1.2.1.2 Move 1

Move by white




Figure 1.4: Rb1+ - This is to force the king to move to a8

1.2.1.3 Move 2

Move by black




Figure 1.5: Ka8 - King moves to a8 since this is the only square available

1.2.1.4 Move 3

Move by white




Figure 1.6: Bb7+ - This bishop can not be captured since this is supported by the rook

1.2.1.5 Move 4

Move by black




Figure 1.7: Kb8 - King moves to b8 since this is the only square available

1.2.1.6 Move 5

Move by white




Figure 1.8: Bxc6# - This is a discovered check and ends in a checkmate. This is called Pillsbury's mate

1.2.2 Right moves for the solution to the medium chess puzzle 0040

Based on the objective of the puzzle, you have to make the right moves. Following are the right moves

1. Rb1+, Bb7+, Bxc6#

1.2.3 Explanation for the moves

1. Rb1+ - This is to force the king to move to a8
2. Bb7+ - This bishop can not be captured since this is supported by the rook
3. Bxc6# - This is a discovered check and ends in a checkmate. This is called Pillsbury's mate
4. Ka8 - King moves to a8 since this is the only square available
5. Kb8 - King moves to b8 since this is the only square available
6. For right move - You have used the discovered check effectively to end the game. continue solving puzzles.

7. For wrong move - You could have used the rook and bishop to win the game. Keep trying

1.3 Categories of medium chess puzzle 0040

This medium chess puzzle falls in these categories.

1. [Medium chess puzzles](#)
2. [Mate in 2 puzzles in chess](#)
3. [Endgame puzzles in chess](#)
4. [Strategy puzzles in chess](#)
5. [Mate pattern puzzles in chess](#)

1.4 How to view the solution to medium chess puzzle 0040

To view the [solution to this puzzle](#), follow the steps given below

1. Go to the [puzzle page](#)
2. Click the solution button (Key as shown [below](#)) to view the solution



Figure 1.9: Click the solution button to view solutions @ <https://gbud.in/g1cg8t2>

1.5 How to get help for moves in the medium chess puzzle 0040

To get help or the possible next moves in the puzzle, , follow the steps given below

1. Go to the [puzzle page](#)
2. Click the help button (exclamation mark as shown [below](#)) to get help or suggestion on next possible [move](#)



Figure 1.10: Click the help button to get help on next move @ <https://gbud.in/g1cg8t2>



Figure 1.11: Solve more medium puzzles @ <https://gbud.in/chsmdpz>



Figure 1.12: Solve other puzzles @ <https://gbud.in/chsgppz>

1.6 Play chess for free



Figure 1.13: Play chess online for free. Solve puzzles and play with friends

Play chess for free at <https://gbud.in/chs>

We present you a platform to play chess online with friends for free. No need to install any app. You can play chess for free without registration or login.

Simple. You can do several chess related activities.

1. [solve chess puzzles](#)
2. [learn about chess](#)

3. [play chess with computer](#)
4. [play chess with friend](#)
5. [create your own chess games](#)
6. [fen viewer](#)
7. [fen editor](#)
8. [fen generator](#)
9. [pgn viewer](#)
10. [chess board editor](#)
11. [view famous chess games.](#)



Figure 1.14: Solve this puzzle online by scanning this QR code or go to the link below

<https://gbud.in/g1cg8t2>

Read the latest article on Medium Chess puzzle # 0040 - Mate in 2 moves by scanning this QR code or click the link

Previous article : « [Medium Chess puzzle # 0039 - Mate in 2 moves](#)

Next article : [Medium Chess puzzle # 0041 - Mate in 2 moves](#) »

[Back to top](#)

[Contact Us](#)

© GBud Games 2021



Medium Chess Puzzle # 0041

By

G Bud Games
<https://gbud.in>

October 12, 2021

Chapter 1

Medium Chess puzzle # 0041 - Mate in 2 moves

Solve this medium chess puzzle and improve your chess games through improvement of your chess strategies and chess tactics.

Puzzle No : 0041

Difficulty level : medium

Description : Mate in 2 moves

Next Move : White

Player level : Intermediate

Short URL for puzzle : <https://gbud.in/ghbfrv2>

1.1 Medium chess puzzle 0041




Figure 1.1: Solve this medium chess puzzle 0041. Mate in 2 moves @ <https://gbud.in/ghbfrv2>



Figure 1.2: Solve this medium chess puzzle online with solution @ <https://gbud.in/ghbfrv2>

1.2 Solution to medium chess puzzle 0041

At this puzzle, next **move** is by **White**. The objective of the puzzle is to mate in 2 moves.

See the interactive solution at the [puzzle page](#)

1.2.1 Solution 1

1.2.1.1 Initial board position

This is the initial board position of medium chess puzzle 0041.




Figure 1.3: Initial board position of medium chess puzzle 0041

1.2.1.2 Move 1

Move by white




Figure 1.4: Rxd6 - This is a sacrifice move to attract the bishop to move from f8. This is a deflection move

1.2.1.3 Move 2

Move by black




Figure 1.5: Bxd6 - Opponent fell for the trap. The bishop left its guard to g7. This is a poor move

1.2.1.4 Move 3

Move by white




Figure 1.6: Qxg7# - The queen can not be captured since it is supported by the rook. This is a checkmate

1.2.2 Right moves for the solution to the medium chess puzzle 0041

Based on the objective of the puzzle, you have to make the right moves. Following are the right moves

1. Rxd6, Qxg7#

1.2.3 Explanation for the moves

1. Rxd6 - This is a sacrifice move to attract the bishop to move from f8. This is a deflection move
2. Qxg7# - The queen can not be captured since it is supported by the rook. This is a checkmate
3. Bxd6 - Opponent fell for the trap. The bishop left its guard to g7. This is a poor move
4. For right move - You won the game after the sacrifice of the rook. Good moves
5. For wrong move - You could have sacrificed one of your rooks and end the game. Try again

1.3 Categories of medium chess puzzle 0041

This medium chess puzzle falls in these categories.

1. [Medium chess puzzles](#)
2. [Sacrifice puzzles in chess](#)
3. [Mate in 2 puzzles in chess](#)
4. [Endgame puzzles in chess](#)
5. [Strategy puzzles in chess](#)

1.4 How to view the solution to medium chess puzzle 0041

To view the [solution to this puzzle](#), follow the steps given below

1. Go to the [puzzle page](#)
2. Click the solution button (Key as shown [below](#)) to view the solution



Figure 1.7: Click the solution button to view solutions @ <https://gbud.in/ghbfrv2>

1.5 How to get help for moves in the medium chess puzzle 0041

To get help or the possible next moves in the puzzle, , follow the steps given below

1. Go to the [puzzle page](#)
2. Click the help button (exclamation mark as shown [below](#)) to get help or suggestion on next possible [move](#)



Figure 1.8: Click the help button to get help on next move @ <https://gbud.in/ghbfrv2>



Figure 1.9: Solve more medium puzzles @ <https://gbud.in/chsmdpz>



Figure 1.10: Solve other puzzles @ <https://gbud.in/chsgppz>

1.6 Play chess for free



Figure 1.11: Play chess online for free. Solve puzzles and play with friends

Play chess for free at <https://gbud.in/chs>

We present you a platform to play chess online with friends for free. No need to install any app. You can play chess for free without registration or login.

Simple. You can do several chess related activities.

1. [solve chess puzzles](#)
2. [learn about chess](#)

3. [play chess with computer](#)
4. [play chess with friend](#)
5. [create your own chess games](#)
6. [fen viewer](#)
7. [fen editor](#)
8. [fen generator](#)
9. [pgn viewer](#)
10. [chess board editor](#)
11. [view famous chess games.](#)



Figure 1.12: Solve this puzzle online by scanning this QR code or go to the link below

<https://gbud.in/ghbfrv2>

Read the latest article on Medium Chess puzzle # 0041 - Mate in 2 moves by scanning this QR code or click the link

Previous article : [« Medium Chess puzzle # 0040 - Mate in 2 moves](#)

Next article : [Medium chess puzzles »](#)

[Back to top](#)

[Contact Us](#)

© GBud Games 2021



Medium Chess Puzzle # 0042

By

G Bud Games
<https://gbud.in>

October 14, 2021

Solution to medium chess puzzle 0042

At this puzzle, next **move** is by **Black**. The objective of the puzzle is to gain queen.

See the interactive solution at the [puzzle page](#)

Solution 1

Initial board position This is the initial board position of medium chess puzzle 0042.



Figure 3: Initial board position of medium chess puzzle 0042

Move 1 Move by black



Figure 4: Re1+ - This is a deflection sacrifice and zugzwang move to force the rook to leave d1 where it is supporting the queen

Move 2 Move by white



Figure 5: Rxe1 - This is the only legal move available since king is blocked by friendly pieces

Move 3 Move by black



Figure 6: Qxd4 - Queen captures the hanging queen as the support to the opponent's queen is removed

Right moves for the solution to the medium chess puzzle 0042

Based on the objective of the puzzle, you have to make the right moves. Following are the right moves

1. Re1+, Qxd4

Explanation for the moves

1. Re1+ - This is a deflection sacrifice and zugzwang move to force the rook to leave d1 where it is supporting the queen
2. Qxd4 - Queen captures the hanging queen as the support to the opponent's queen is removed
3. Rxe1 - This is the only legal move available since king is blocked by friendly pieces
4. For right move - You lost the rook but gained the queen. It is a good sacrifice and a gain.
5. For wrong move - You could have used deflection sacrifice of the rook and gained the queen. Try again

Categories of medium chess puzzle 0042

This medium chess puzzle falls in these categories.

1. [Medium chess puzzles](#)
2. [Sacrifice puzzles in chess](#)
3. [Gain puzzles in chess](#)
4. [Strategy puzzles in chess](#)
5. [Zugzwang puzzles in chess](#)

How to view the solution to medium chess puzzle 0042

To view the [solution to this puzzle](#), follow the steps given below

1. Go to the [puzzle page](#)
2. Click the solution button (Key as shown [below](#)) to view the solution



Figure 7: Click the solution button to view solutions @ <https://gbud.in/grsrpw2>

How to get help for moves in the medium chess puzzle 0042

To get help or the possible next moves in the puzzle, , follow the steps given below

1. Go to the [puzzle page](#)

2. Click the help button (exclamation mark as shown [below](#)) to get help or suggestion on next possible [move](#)



Figure 8: Click the help button to get help on next move @ <https://gbud.in/grsrpw2>



Figure 9: [Solve more medium puzzles @ https://gbud.in/chsmdpz](https://gbud.in/chsmdpz)



Figure 10: [Solve other puzzles @ https://gbud.in/chsgppz](https://gbud.in/chsgppz)

Play chess for free

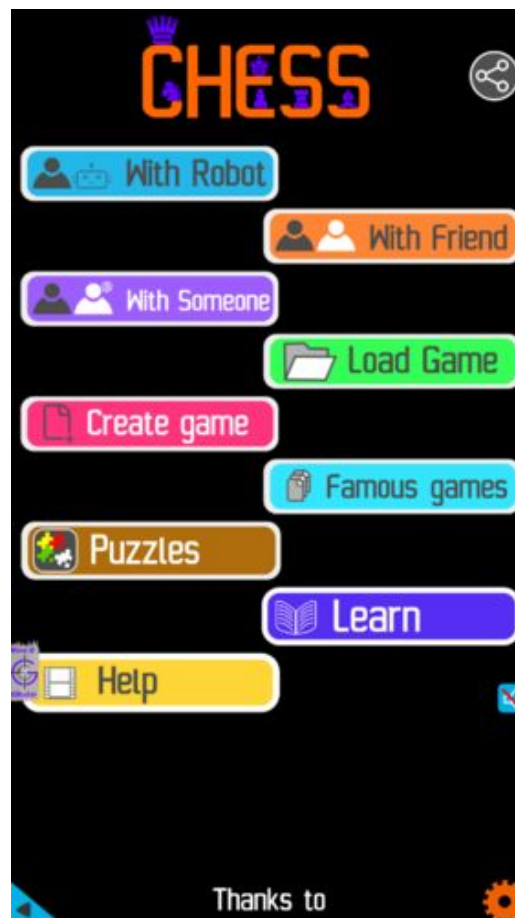


Figure 11: Play chess online for free. Solve puzzles and play with friends

Play chess for free at <https://gbud.in/chs>

We present you a platform to play chess online with friends for free. No need to install any app. You can play chess for free without registration or login.

Simple. You can do several chess related activities.

1. [solve chess puzzles](#)
2. [learn about chess](#)
3. [play chess with computer](#)
4. [play chess with friend](#)
5. [create your own chess games](#)
6. [fen viewer](#)
7. [fen editor](#)
8. [fen generator](#)
9. [pgn viewer](#)
10. [chess board editor](#)

11. [view famous chess games.](#)



Figure 12: Solve this puzzle online by scanning this QR code or go to the link below

<https://gbud.in/grsrpw2>

Read the latest article on Medium Chess puzzle # 0042 - Gain Queen by scanning this QR code or click the link

Previous article : [« Medium Chess puzzle # 0041 - Mate in 2 moves](#)

Next article : [Medium chess puzzles »](#)

[Back to top](#)

[Contact Us](#)

© GBud Games 2021



Medium Chess Puzzle # 0043

By

G Bud Games
<https://gbud.in>

October 15, 2021

Solution to medium chess puzzle 0043

At this puzzle, next **move** is by **White**. The objective of the puzzle is to promote your pawn.

See the interactive solution at the [puzzle page](#)

Solution 1

Initial board position This is the initial board position of medium chess puzzle 0043.




Figure 3: Initial board position of medium chess puzzle 0043

Move 1 Move by white




Figure 4: g7 - This is a zugzwang move as the pawn threatens the knight to leave from f8

Move 2 Move by black




Figure 5: Nd7 - Knight is responding to the threat

Move 3 Move by white




Figure 6: g8=Q+ - Pawn is promoted to queen

Right moves for the solution to the medium chess puzzle 0043

Based on the objective of the puzzle, you have to make the right moves. Following are the right moves

1. g7, g8=Q+

Explanation for the moves

1. g7 - This is a zugzwang move as the pawn threatens the knight to leave from f8
2. g8=Q+ - Pawn is promoted to queen
3. Nd7 - Knight is responding to the threat
4. For right move - You have threatened the knight and promoted your pawn. Good strategy
5. For wrong move - You could have threatened the knight and promoted the pawn. Try again

Categories of medium chess puzzle 0043

This medium chess puzzle falls in these categories.

1. [Medium chess puzzles](#)
2. [Promotion puzzles in chess](#)
3. [Strategy puzzles in chess](#)

4. Zugzwang puzzles in chess

How to view the solution to medium chess puzzle 0043

To view the [solution to this puzzle](#), follow the steps given below

1. Go to the [puzzle page](#)
2. Click the solution button (Key as shown [below](#)) to view the solution



Figure 7: Click the solution button to view solutions @ <https://gbud.in/gw6q3l2>

How to get help for moves in the medium chess puzzle 0043

To get help or the possible next moves in the puzzle, , follow the steps given below

1. Go to the [puzzle page](#)
2. Click the help button (exclamation mark as shown [below](#)) to get help or suggestion on next possible [move](#)



Figure 8: Click the help button to get help on next move @ <https://gbud.in/gw6q3l2>



Figure 9: Solve more medium puzzles @ <https://gbud.in/chsmdpz>



Figure 10: Solve other puzzles @ <https://gbud.in/chsgppz>

Play chess for free

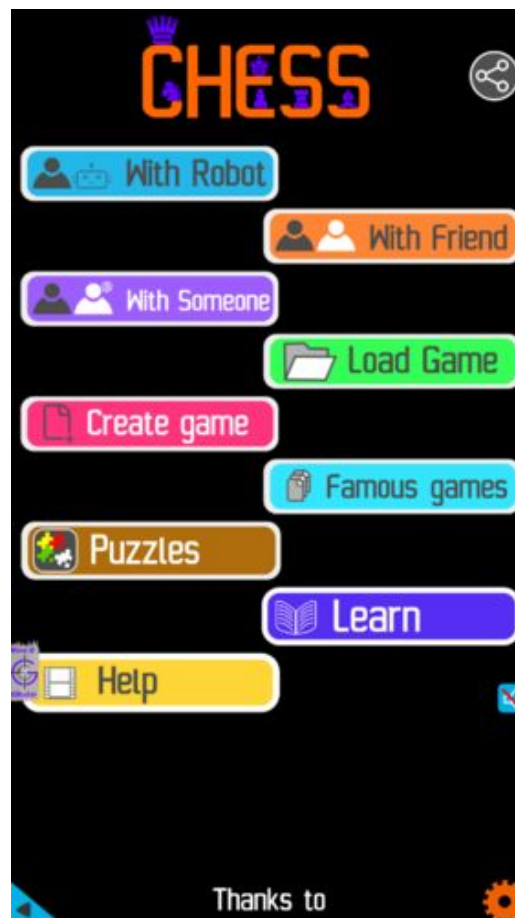


Figure 11: Play chess online for free. Solve puzzles and play with friends

Play chess for free at <https://gbud.in/chs>

We present you a platform to play chess online with friends for free. No need to install any app. You can play chess for free without registration or login.

Simple. You can do several chess related activities.

1. [solve chess puzzles](#)
2. [learn about chess](#)
3. [play chess with computer](#)
4. [play chess with friend](#)
5. [create your own chess games](#)
6. [fen viewer](#)
7. [fen editor](#)
8. [fen generator](#)
9. [pgn viewer](#)
10. [chess board editor](#)

11. [view famous chess games.](#)



Figure 12: Solve this puzzle online by scanning this QR code or go to the link below

<https://gbud.in/gw6q3l2>

Read the latest article on Medium Chess puzzle # 0043 - Promote your pawn by scanning this QR code or click the link

Previous article : [« Medium Chess puzzle # 0042 - Gain Queen](#)

Next article : [Medium chess puzzles »](#)

[Back to top](#)

[Contact Us](#)

© GBud Games 2021



Medium Chess Puzzle # 0044

By

G Bud Games
<https://gbud.in>

October 16, 2021

Solution to medium chess puzzle 0044

At this puzzle, next **move** is by **White**. The objective of the puzzle is to gain a piece.

See the interactive solution at the [puzzle page](#)

Solution 1

Initial board position This is the initial board position of medium chess puzzle 0044.



Figure 3: Initial board position of medium chess puzzle 0044

Move 1 Move by white



Figure 4: Bxa6 - This capture remove the protection to c7. If the queen does not respond, you can gain the queen in next move by giving a knight fork at c7 in next move

Move 2 Move by black



Figure 5: Qd6 - Opponent realised the threat and gave support to c7

Move 3 Move by white



Figure 6: Bb5 - Since the opponent realised and gave support to c7, the bishop comes back to initial position. You have gained a free piece

Right moves for the solution to the medium chess puzzle 0044

Based on the objective of the puzzle, you have to make the right moves. Following are the right moves

1. Bxa6, Bb5

Explanation for the moves

1. Bxa6 - This capture remove the protection to c7. If the queen does not respond, you can gain the queen in next move by giving a knight fork at c7 in next move
2. Bb5 - Since the opponent realised and gave support to c7, the bishop comes back to initial position. You have gained a free piece
3. Qd6 - Opponent realised the threat and gave support to c7
4. For right move - You threatened the opponent with a future knight fork and gained a knight. Good strategy
5. For wrong move - You could have gained the knight. Try to capture it and threaten the opponent

Categories of medium chess puzzle 0044

This medium chess puzzle falls in these categories.

1. [Medium chess puzzles](#)
2. [Gain puzzles in chess](#)
3. [Strategy puzzles in chess](#)

How to view the solution to medium chess puzzle 0044

To view the [solution to this puzzle](#), follow the steps given below

1. Go to the [puzzle page](#)
2. Click the solution button (Key as shown [below](#)) to view the solution



Figure 7: Click the solution button to view solutions @ <https://gbud.in/g7d6yf2>

How to get help for moves in the medium chess puzzle 0044

To get help or the possible next moves in the puzzle, , follow the steps given below

1. Go to the [puzzle page](#)
2. Click the help button (exclamation mark as shown [below](#)) to get help or suggestion on next possible [move](#)



Figure 8: Click the help button to get help on next move @ <https://gbud.in/g7d6yf2>



Figure 9: Solve more medium puzzles @ <https://gbud.in/chsmdpz>



Figure 10: Solve other puzzles @ <https://gbud.in/chsgppz>

Play chess for free

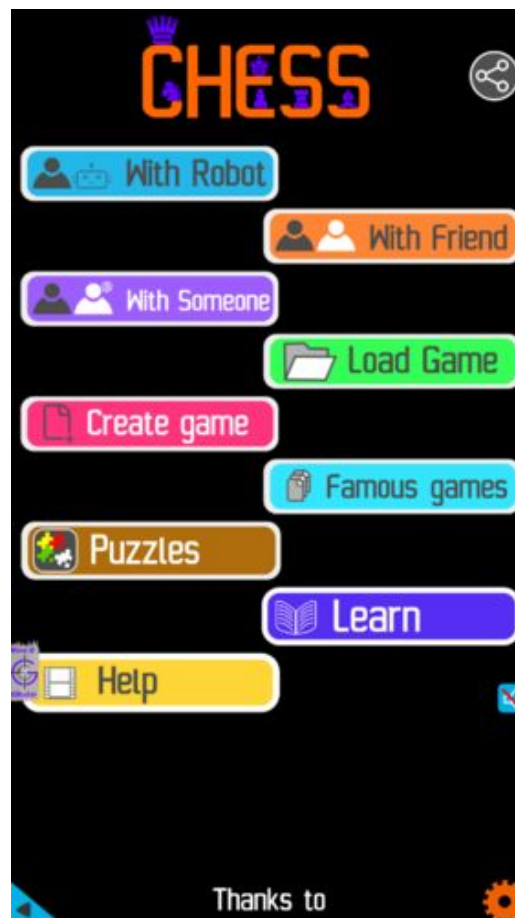


Figure 11: Play chess online for free. Solve puzzles and play with friends

Play chess for free at <https://gbud.in/chs>

We present you a platform to play chess online with friends for free. No need to install any app. You can play chess for free without registration or login.

Simple. You can do several chess related activities.

1. [solve chess puzzles](#)
2. [learn about chess](#)
3. [play chess with computer](#)
4. [play chess with friend](#)
5. [create your own chess games](#)
6. [fen viewer](#)
7. [fen editor](#)
8. [fen generator](#)
9. [pgn viewer](#)
10. [chess board editor](#)

11. [view famous chess games.](#)



Figure 12: Solve this puzzle online by scanning this QR code or go to the link below

<https://gbud.in/g7d6yf2>

Read the latest article on Medium Chess puzzle # 0044 - Gain a piece by scanning this QR code or click the link

Previous article : [« Medium Chess puzzle # 0043 - Promote your pawn](#)

Next article : [Medium chess puzzles »](#)

[Back to top](#)

[Contact Us](#)

© GBud Games 2021



Medium Chess Puzzle # 0045

By

G Bud Games
<https://gbud.in>

October 17, 2021

Solution to medium chess puzzle 0045

At this puzzle, next [move](#) is by [Black](#). The objective of the puzzle is to mate in 2 moves.

See the interactive solution at the [puzzle page](#)

Solution 1

Initial board position This is the initial board position of medium chess puzzle 0045.



Figure 3: Initial board position of medium chess puzzle 0045

Move 1 Move by black



Figure 4: Ra3+ - This sacrifice is to attract or force the bishop to a3. This is a zugzwang move

Move 2 Move by white



Figure 5: Bxa3 - Bishop captures the rook as this is the only move available to escape the check threat

Move 3 Move by black




Figure 6: Qxa3# - Queen captures the bishop and checkmate. King can not capture the queen as it is supported by the knight

Right moves for the solution to the medium chess puzzle 0045

Based on the objective of the puzzle, you have to make the right moves. Following are the right moves

1. Ra3+, Qxa3#

Explanation for the moves

1. Ra3+ - This sacrifice is to attract or force the bishop to a3. This is a zugzwang move
2. Qxa3# - Queen captures the bishop and checkmate. King can not capture the queen as it is supported by the knight
3. Bxa3 - Bishop captures the rook as this is the only move available to escape the check threat
4. For right move - You have used your knight and queen effectively. Nice strategy
5. For wrong move - You could have used the queen and the rook to checkmate. Do not stop trying

Categories of medium chess puzzle 0045

This medium chess puzzle falls in these categories.

1. [Medium chess puzzles](#)
2. [Sacrifice puzzles in chess](#)
3. [Mate in 2 puzzles in chess](#)
4. [Endgame puzzles in chess](#)
5. [Strategy puzzles in chess](#)
6. [Zugzwang puzzles in chess](#)

How to view the solution to medium chess puzzle 0045

To view the [solution to this puzzle](#), follow the steps given below

1. Go to the [puzzle page](#)
2. Click the solution button (Key as shown [below](#)) to view the solution



Figure 7: Click the solution button to view solutions @ <https://gbud.in/gb0bx62>

How to get help for moves in the medium chess puzzle 0045

To get help or the possible next moves in the puzzle, , follow the steps given below

1. Go to the [puzzle page](#)

2. Click the help button (exclamation mark as shown [below](#)) to get help or suggestion on next possible [move](#)



Figure 8: Click the help button to get help on next move @ <https://gbud.in/gb0bx62>



Figure 9: Solve more medium puzzles @ <https://gbud.in/chsmdpz>



Figure 10: Solve other puzzles @ <https://gbud.in/chsgppz>

Play chess for free

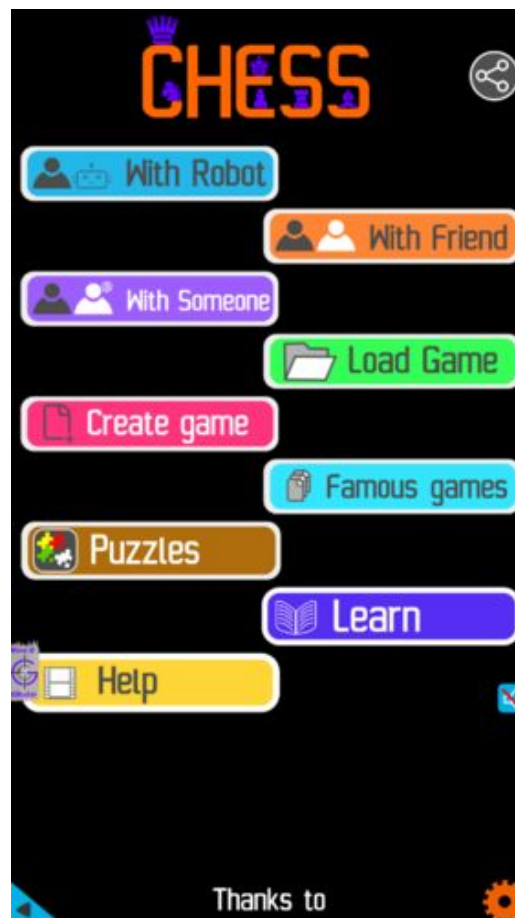


Figure 11: Play chess online for free. Solve puzzles and play with friends

Play chess for free at <https://gbud.in/chs>

We present you a platform to play chess online with friends for free. No need to install any app. You can play chess for free without registration or login.

Simple. You can do several chess related activities.

1. [solve chess puzzles](#)
2. [learn about chess](#)
3. [play chess with computer](#)
4. [play chess with friend](#)
5. [create your own chess games](#)
6. [fen viewer](#)
7. [fen editor](#)
8. [fen generator](#)
9. [pgn viewer](#)
10. [chess board editor](#)

11. [view famous chess games.](#)



Figure 12: Solve this puzzle online by scanning this QR code or go to the link below

<https://gbud.in/gb0bx62>

Read the latest article on Medium Chess puzzle # 0045 - Mate in 2 moves by scanning this QR code or click the link

Previous article : [« Medium Chess puzzle # 0044 - Gain a piece](#)

Next article : [Medium chess puzzles »](#)

[Back to top](#)

[Contact Us](#)

© GBud Games 2021



Medium Chess Puzzle # 0046

By

G Bud Games
<https://gbud.in>

October 18, 2021

Solution to medium chess puzzle 0046

At this puzzle, next **move** is by **White**. The objective of the puzzle is to mate in 3 moves.

See the interactive solution at the [puzzle page](#)

Solution 1

Initial board position This is the initial board position of medium chess puzzle 0046.



Figure 3: Initial board position of medium chess puzzle 0046

Move 1 Move by white



Figure 4: Qxg7+ - This sacrifice of the queen breaks the pawn structure before the castled king

Move 2 Move by black




Figure 5: Kxg7 - Opponent's king is forced to capture your queen. This is a zugzwang move

Move 3 Move by white



Figure 6: Ne6+ - This is a double discovered check as both knight and bishop are giving check

Move 4 Move by black



Figure 7: Kg8 - This is the only legal move available to escape from the double discovered check

Move 5 Move by white



Figure 8: Rg3# - King has no free squares to move as the squares are blocked by friendly pieces. This is a checkmate

Right moves for the solution to the medium chess puzzle 0046

Based on the objective of the puzzle, you have to make the right moves. Following are the right moves

1. Qxg7+, Ne6+, Rg3#

Explanation for the moves

1. Qxg7+ - This sacrifice of the queen breaks the pawn structure before the castled king
2. Kxg7 - Opponent's king is forced to capture your queen. This is a zugzwang move
3. Ne6+ - This is a double discovered check as both knight and bishop are giving check
4. Rg3# - King has no free squares to move as the squares are blocked by friendly pieces. This is a checkmate
5. Kg8 - This is the only legal move available to escape from the double discovered check
6. For right move - Your combination of sacrifice and double discovered check helped you win the game. Keep it up
7. For wrong move - You could have won after the sacrifice of the queen and a double discovered check. Try again

Categories of medium chess puzzle 0046

This medium chess puzzle falls in these categories.

1. [Medium chess puzzles](#)
2. [Sacrifice puzzles in chess](#)
3. [Mate in 3 puzzles in chess](#)
4. [Endgame puzzles in chess](#)
5. [Strategy puzzles in chess](#)
6. [Zugzwang puzzles in chess](#)

How to view the solution to medium chess puzzle 0046

To view the [solution to this puzzle](#), follow the steps given below

1. Go to the [puzzle page](#)
2. Click the solution button (Key as shown [below](#)) to view the solution



Figure 9: Click the solution button to view solutions @ <https://gbud.in/g5sz112>

How to get help for moves in the medium chess puzzle 0046

To get help or the possible next moves in the puzzle, , follow the steps given below

1. Go to the [puzzle page](#)
2. Click the help button (exclamation mark as shown [below](#)) to get help or suggestion on next possible [move](#)



Figure 10: Click the help button to get help on next move @ <https://gbud.in/g5sz112>



Figure 11: Solve more medium puzzles @ <https://gbud.in/chsmdpz>



Figure 12: Solve other puzzles @ <https://gbud.in/chsgppz>

Play chess for free

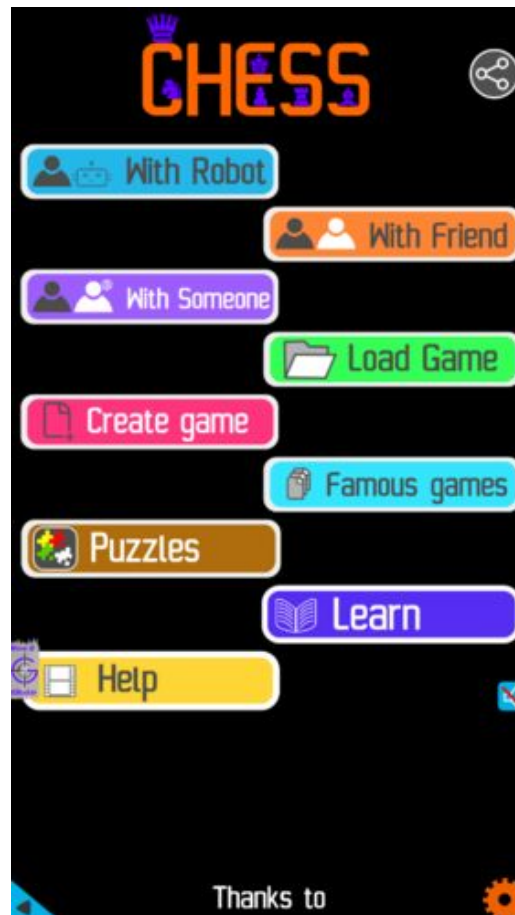


Figure 13: Play chess online for free. Solve puzzles and play with friends

Play chess for free at <https://gbud.in/chs>

We present you a platform to play chess online with friends for free. No need to install any app. You can play chess for free without registration or login.

Simple. You can do several chess related activities.

1. [solve chess puzzles](#)
2. [learn about chess](#)
3. [play chess with computer](#)
4. [play chess with friend](#)
5. [create your own chess games](#)

6. [fen viewer](#)
7. [fen editor](#)
8. [fen generator](#)
9. [pgn viewer](#)
10. [chess board editor](#)
11. [view famous chess games.](#)



Figure 14: Solve this puzzle online by scanning this QR code or go to the link below

<https://gbud.in/g5sz112>

Read the latest article on Medium Chess puzzle # 0046 - Mate in 3 moves by scanning this QR code or click the link

Previous article : [« Medium Chess puzzle # 0045 - Mate in 2 moves](#)

Next article : [Medium chess puzzles »](#)

[Back to top](#)

[Contact Us](#)



Medium Chess Puzzle # 0047

By

G Bud Games
<https://gbud.in>

October 21, 2021

Medium Chess puzzle # 0047 - Mate in 2 moves

Solve this medium chess puzzle and improve your chess games through improvement of your chess strategies and chess tactics.

Puzzle No : 0047

Difficulty level : medium

Description : Mate in 2 moves

Next Move : White

Player level : Intermediate

Short URL for puzzle : <https://gbud.in/g9tvqh2>

Medium chess puzzle 0047



Figure 1: Solve this medium chess puzzle 0047. Mate in 2 moves @ <https://gbud.in/g9tvqh2>



Figure 2: Solve this medium chess puzzle online with solution @ <https://gbud.in/g9tvqh2>

Solution to medium chess puzzle 0047

At this puzzle, next **move** is by **White**. The objective of the puzzle is to mate in 2 moves.

See the interactive solution at the [puzzle page](#)

Solution 1

Initial board position This is the initial board position of medium chess puzzle 0047.



Figure 3: Initial board position of medium chess puzzle 0047

Move 1 Move by white



Figure 4: Qg8+ - This is a deflection sacrifice to force the rook to move from its position where it blocks your pawn

Move 2 Move by black



Figure 5: Rxc8 - Opponent's rook is forced to move from its critical position. This is a zugzwang move

Move 3 Move by white



Figure 6: hxg8=Q# - Your pawn is promoted to a queen and checkmate

Solution 2

Initial board position This is the initial board position of medium chess puzzle 0047.



Figure 7: Initial board position of medium chess puzzle 0047

Move 1 Move by white



Figure 8: Qg8+ - This is a deflection sacrifice to force the rook to move from its position where it blocks your pawn

Move 2 Move by black



Figure 9: Rxc8 - Opponent's rook is forced to move from its critical position. This is a zugzwang move

Move 3 Move by white



Figure 10: hxg8=R# - Your pawn is promoted to a rook and checkmate

Right moves for the solution to the medium chess puzzle 0047

Based on the objective of the puzzle, you have to make the right moves. Following are the right moves

1. Qg8+, hxg8=Q#
2. Qg8+, hxg8=R#

Explanation for the moves

1. Qg8+ - This is a deflection sacrifice to force the rook to move from its position where it blocks your pawn
2. hxg8=Q# - Your pawn is promoted to a queen and checkmate
3. hxg8=R# - Your pawn is promoted to a rook and checkmate
4. Rxg8 - Opponent's rook is forced to move from its critical position. This is a zugzwang move
5. For right move - You have forced the rook to move so that your pawn can be promoted and checkmate. Nice planning
6. For wrong move - You could have sacrificed your queen to allow the pawn promotion and checkmate. Try again

Categories of medium chess puzzle 0047

This medium chess puzzle falls in these categories.

1. [Medium chess puzzles](#)
2. [Sacrifice puzzles in chess](#)
3. [Mate in 2 puzzles in chess](#)
4. [Endgame puzzles in chess](#)
5. [Promotion puzzles in chess](#)
6. [Strategy puzzles in chess](#)
7. [Zugzwang puzzles in chess](#)

How to view the solution to medium chess puzzle 0047

To view the [solution to this puzzle](#), follow the steps given below

1. Go to the [puzzle page](#)
2. Click the solution button (Key as shown [below](#)) to view the solution



Figure 11: Click the solution button to view solutions @ <https://gbud.in/g9tvqh2>

How to get help for moves in the medium chess puzzle 0047

To get help or the possible next moves in the puzzle, , follow the steps given below

1. Go to the [puzzle page](#)
2. Click the help button (exclamation mark as shown [below](#)) to get help or suggestion on next possible [move](#)



Figure 12: Click the help button to get help on next move @ <https://gbud.in/g9tvqh2>



Figure 13: Solve more medium puzzles @ <https://gbud.in/chsmdpz>



Figure 14: Solve other puzzles @ <https://gbud.in/chsgppz>

Play chess for free



Figure 15: Play chess online for free. Solve puzzles and play with friends

Play chess for free at <https://gbud.in/chs>

We present you a platform to play chess online with friends for free. No need to install any app. You can play chess for free without registration or login.

Simple. You can do several chess related activities.

1. [solve chess puzzles](#)
2. [learn about chess](#)
3. [play chess with computer](#)
4. [play chess with friend](#)
5. [create your own chess games](#)
6. [fen viewer](#)
7. [fen editor](#)
8. [fen generator](#)
9. [pgn viewer](#)
10. [chess board editor](#)

11. [view famous chess games.](#)



Figure 16: Solve this puzzle online by scanning this QR code or go to the link below

<https://gbud.in/g9tvqh2>

Read the latest article on Medium Chess puzzle # 0047 - Mate in 2 moves by scanning this QR code or click the link

Previous article : « [Medium Chess puzzle # 0046 - Mate in 3 moves](#)

Next article : [Medium Chess puzzle # 0048 - Mate in 3 moves](#) »

[Back to top](#)

[Contact Us](#)

© GBud Games 2021



Medium Chess Puzzle # 0048

By

G Bud Games
<https://gbud.in>

October 21, 2021

Solution to medium chess puzzle 0048

At this puzzle, next **move** is by **White**. The objective of the puzzle is to mate in 3 moves.

See the interactive solution at the [puzzle page](#)

Solution 1

Initial board position This is the initial board position of medium chess puzzle 0048.



Figure 3: Initial board position of medium chess puzzle 0048

Move 1 Move by white



Figure 4: Qh5+ - This is to force the opponent's king to move behind their friendly pawns

Move 2 Move by black




Figure 5: Kg8 - This is the only legal move available for the king to escape from the check threat by the queen

Move 3 Move by white




Figure 6: Ra8+ - Rook gives the next check

Move 4 Move by black




Figure 7: Qd8 - Opponent's queen is trying to block your rook. The queen can not stop your rook since the queen is not supported

Move 5 Move by white



Figure 8: Rxd8# - Rook captures the queen and checkmate

Right moves for the solution to the medium chess puzzle 0048

Based on the objective of the puzzle, you have to make the right moves. Following are the right moves

1. Qh5+, Ra8+, Rxd8#

Explanation for the moves

1. Qh5+ - This is to force the opponent's king to move behind their friendly pawns
2. Ra8+ - Rook gives the next check
3. Rxd8# - Rook captures the queen and checkmate
4. Kg8 - This is the only legal move available for the king to escape from the check threat by the queen
5. Qd8 - Opponent's queen is trying to block your rook. The queen can not stop your rook since the queen is not supported
6. For right move - You have threatened the king and had a checkmate. Keep up the good work
7. For wrong move - You could have used your queen and rook to have a checkmate in three moves. Try again

Categories of medium chess puzzle 0048

This medium chess puzzle falls in these categories.

1. [Medium chess puzzles](#)
2. [Mate in 3 puzzles in chess](#)
3. [Endgame puzzles in chess](#)

How to view the solution to medium chess puzzle 0048

To view the [solution to this puzzle](#), follow the steps given below

1. Go to the [puzzle page](#)
2. Click the solution button (Key as shown [below](#)) to view the solution



Figure 9: Click the solution button to view solutions @ <https://gbud.in/gf5db02>

How to get help for moves in the medium chess puzzle 0048

To get help or the possible next moves in the puzzle, , follow the steps given below

1. Go to the [puzzle page](#)
2. Click the help button (exclamation mark as shown [below](#)) to get help or suggestion on next possible [move](#)



Figure 10: Click the help button to get help on next move @ <https://gbud.in/gf5db02>



Figure 11: Solve more medium puzzles @ <https://gbud.in/chsmdpz>



Figure 12: Solve other puzzles @ <https://gbud.in/chsgppz>

Play chess for free



Figure 13: Play chess online for free. Solve puzzles and play with friends

Play chess for free at <https://gbud.in/chs>

We present you a platform to play chess online with friends for free. No need to install any app. You can play chess for free without registration or login.

Simple. You can do several chess related activities.

1. [solve chess puzzles](#)
2. [learn about chess](#)
3. [play chess with computer](#)
4. [play chess with friend](#)
5. [create your own chess games](#)
6. [fen viewer](#)
7. [fen editor](#)
8. [fen generator](#)
9. [pgn viewer](#)
10. [chess board editor](#)

11. [view famous chess games.](#)



Figure 14: Solve this puzzle online by scanning this QR code or go to the link below

<https://gbud.in/gf5db02>

Read the latest article on Medium Chess puzzle # 0048 - Mate in 3 moves by scanning this QR code or click the link

Previous article : [« Medium Chess puzzle # 0047 - Mate in 2 moves](#)

Next article : [Medium chess puzzles »](#)

[Back to top](#)

[Contact Us](#)

© GBud Games 2021



Medium Chess Puzzle # 0049

By

G Bud Games
<https://gbud.in>

October 21, 2021

Solution to medium chess puzzle 0049

At this puzzle, next **move** is by **White**. The objective of the puzzle is to gain queen.

See the interactive solution at the [puzzle page](#)

Solution 1

Initial board position This is the initial board position of medium chess puzzle 0049.



Figure 3: Initial board position of medium chess puzzle 0049

Move 1 Move by white




Figure 4: Rxf8+ - This sacrifice is an attraction as well as zugzwang move since this forces the king to move a vulnerable square

Move 2 Move by black




Figure 5: Kxf8 - King captures the rook as this is the only move available

Move 3 Move by white



Figure 6: Nxd7+ - In this knight fork, the knight attacks both the king and queen at the same time by giving a check

Move 4 Move by black




Figure 7: Ke7 - King moves closer to the knight

Move 5 Move by white



Figure 8: Nxb6 - Knight captures the hanging queen

Right moves for the solution to the medium chess puzzle 0049

Based on the objective of the puzzle, you have to make the right moves. Following are the right moves

1. Rxf8+, Nxd7+, Nxb6

Explanation for the moves

1. Rxf8+ - This sacrifice is an attraction as well as zugzwang move since this forces the king to move a vulnerable square
2. Nxd7+ - In this knight fork, the knight attacks both the king and queen at the same time by giving a check
3. Nxb6 - Knight captures the hanging queen
4. Kxf8 - King captures the rook as this is the only move available
5. Ke7 - King moves closer to the knight
6. For right move - You have lost a rook but gained a rook and a queen. You are materially advantageous now.
7. For wrong move - You could have used the knight and the rook to gain the queen. Do not stop trying

Categories of medium chess puzzle 0049

This medium chess puzzle falls in these categories.

1. [Medium chess puzzles](#)
2. [Sacrifice puzzles in chess](#)
3. [Gain puzzles in chess](#)
4. [Fork puzzles in chess](#)
5. [Strategy puzzles in chess](#)
6. [Zugzwang puzzles in chess](#)

How to view the solution to medium chess puzzle 0049

To view the [solution to this puzzle](#), follow the steps given below

1. Go to the [puzzle page](#)
2. Click the solution button (Key as shown [below](#)) to view the solution



Figure 9: Click the solution button to view solutions @ <https://gbud.in/gr52gn2>

How to get help for moves in the medium chess puzzle 0049

To get help or the possible next moves in the puzzle, , follow the steps given below

1. Go to the [puzzle page](#)

2. Click the help button (exclamation mark as shown [below](#)) to get help or suggestion on next possible [move](#)



Figure 10: Click the help button to get help on next move @ <https://gbud.in/gr52gn2>



Figure 11: Solve more medium puzzles @ <https://gbud.in/chsmdpz>



Figure 12: Solve other puzzles @ <https://gbud.in/chsgppz>

Play chess for free

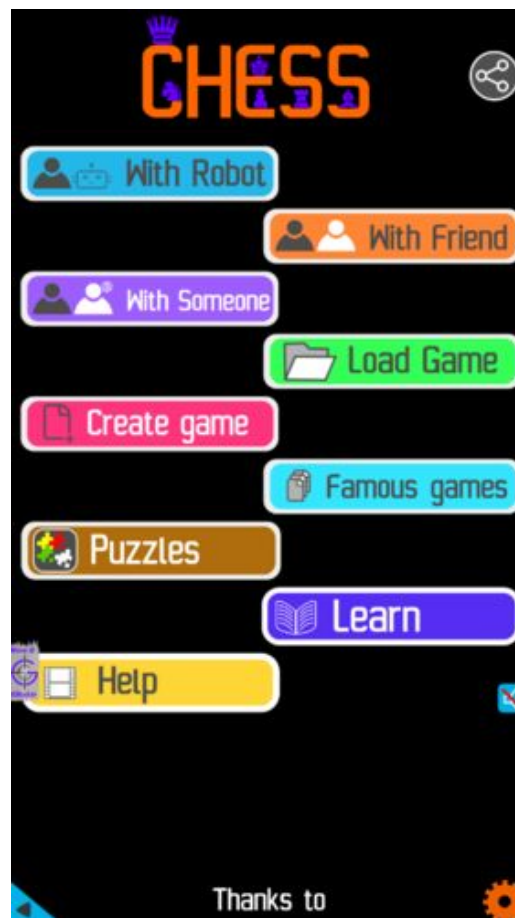


Figure 13: Play chess online for free. Solve puzzles and play with friends

Play chess for free at <https://gbud.in/chs>

We present you a platform to play chess online with friends for free. No need to install any app. You can play chess for free without registration or login.

Simple. You can do several chess related activities.

1. [solve chess puzzles](#)
2. [learn about chess](#)
3. [play chess with computer](#)
4. [play chess with friend](#)
5. [create your own chess games](#)
6. [fen viewer](#)
7. [fen editor](#)
8. [fen generator](#)
9. [pgn viewer](#)
10. [chess board editor](#)

11. [view famous chess games.](#)



Figure 14: Solve this puzzle online by scanning this QR code or go to the link below

<https://gbud.in/gr52gn2>

Read the latest article on Medium Chess puzzle # 0049 - Gain queen by scanning this QR code or click the link

Previous article : [« Medium Chess puzzle # 0048 - Mate in 3 moves](#)

Next article : [Medium chess puzzles »](#)

[Back to top](#)

[Contact Us](#)

© GBud Games 2021



Medium Chess Puzzle # 0050

By

G Bud Games
<https://gbud.in>

October 22, 2021

Solution to medium chess puzzle 0050

At this puzzle, next **move** is by **White**. The objective of the puzzle is to gain queen.

See the interactive solution at the [puzzle page](#)

Solution 1

Initial board position This is the initial board position of medium chess puzzle 0050.



Figure 3: Initial board position of medium chess puzzle 0050

Move 1 Move by white



Figure 4: $d8=N+$ - It is not necessary to always promote the pawn to a queen or rook. Even under-promotion to a knight will help. In this royal fork, the knight forks queen and the king

Move 2 Move by black




Figure 5: $Kg8$ - Opponent's king escapes from the check threat

Move 3 Move by white



Figure 6: Nxc6 - Knight captures the hanging queen

Right moves for the solution to the medium chess puzzle 0050

Based on the objective of the puzzle, you have to make the right moves. Following are the right moves

1. d8=N+, Nxc6

Explanation for the moves

1. d8=N+ - It is not necessary to always promote the pawn to a queen or rook. Even under-promotion to a knight will help. In this royal fork, the knight forks queen and the king
2. Nxc6 - Knight captures the hanging queen
3. Kg8 - Opponent's king escapes from the check threat
4. For right move - You know the power of the knight fork and promotion. Keep up the good work
5. For wrong move - You could have gained the queen by a knight from from the promoted pawn. Try again

Categories of medium chess puzzle 0050

This medium chess puzzle falls in these categories.

1. [Medium chess puzzles](#)
2. [Gain puzzles in chess](#)

3. [Fork puzzles in chess](#)
4. [Promotion puzzles in chess](#)
5. [Strategy puzzles in chess](#)

How to view the solution to medium chess puzzle 0050

To view the [solution to this puzzle](#), follow the steps given below

1. Go to the [puzzle page](#)
2. Click the solution button (Key as shown [below](#)) to view the solution



Figure 7: Click the solution button to view solutions @ <https://gbud.in/gnp1d52>

How to get help for moves in the medium chess puzzle 0050

To get help or the possible next moves in the puzzle, , follow the steps given below

1. Go to the [puzzle page](#)
2. Click the help button (exclamation mark as shown [below](#)) to get help or suggestion on next possible [move](#)



Figure 8: Click the help button to get help on next move @ <https://gbud.in/gnp1d52>



Figure 9: Solve more medium puzzles @ <https://gbud.in/chsmdpz>



Figure 10: Solve other puzzles @ <https://gbud.in/chsgppz>

Play chess for free

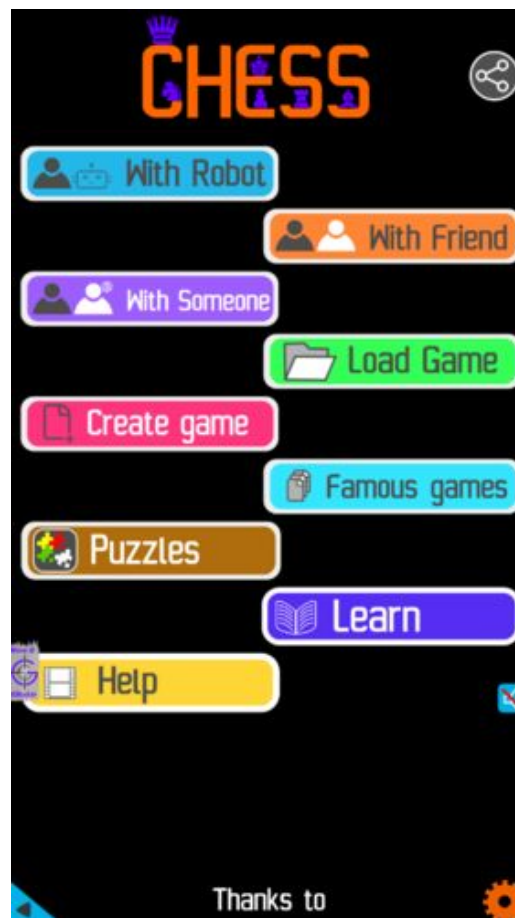


Figure 11: Play chess online for free. Solve puzzles and play with friends

Play chess for free at <https://gbud.in/chs>

We present you a platform to play chess online with friends for free. No need to install any app. You can play chess for free without registration or login.

Simple. You can do several chess related activities.

1. [solve chess puzzles](#)
2. [learn about chess](#)
3. [play chess with computer](#)
4. [play chess with friend](#)
5. [create your own chess games](#)
6. [fen viewer](#)
7. [fen editor](#)
8. [fen generator](#)
9. [pgn viewer](#)
10. [chess board editor](#)

11. [view famous chess games.](#)



Figure 12: Solve this puzzle online by scanning this QR code or go to the link below

<https://gbud.in/gnp1d52>

Read the latest article on Medium Chess puzzle # 0050 - Gain queen by scanning this QR code or click the link

Previous article : [« Medium Chess puzzle # 0049 - Gain queen](#)

Next article : [Medium chess puzzles »](#)

[Back to top](#)

[Contact Us](#)

© GBud Games 2021



Medium Chess Puzzle # 0051

By

G Bud Games
<https://gbud.in>

October 24, 2021

Solution to medium chess puzzle 0051

At this puzzle, next **move** is by **White**. The objective of the puzzle is to gain queen.

See the interactive solution at the [puzzle page](#)

Solution 1

Initial board position This is the initial board position of medium chess puzzle 0051.



Figure 3: Initial board position of medium chess puzzle 0051

Move 1 Move by white



Figure 4: Nxc6 - With this capture of the rook, the knight is targeting the queen. At the same time it opens the diagonal for the battery of queen and bishop so that you have a chance to checkmate in next move

Move 2 Move by black




Figure 5: f6 - Opponent realised the threat and moved the pawn to block the attack from battery formation along the diagonal. This is a zugzwang move

Move 3 Move by white



Figure 6: Nxd8 - Since queen did not move, knight captures the queen

Right moves for the solution to the medium chess puzzle 0051

Based on the objective of the puzzle, you have to make the right moves. Following are the right moves

1. Nxc6, Nxd8

Explanation for the moves

1. Nxc6 - With this capture of the rook, the knight is targeting the queen. At the same time it opens the diagonal for the battery of queen and bishop so that you have a chance to checkmate in next move
2. f6 - Opponent realised the threat and moved the pawn to block the attack from battery formation along the diagonal. This is a zugzwang move
3. Nxd8 - Since queen did not move, knight captures the queen
4. For right move - You have used the discovered attack effectively to gain the queen. Keep it up
5. For wrong move - You could have captured the queen by your knight. Try again

Categories of medium chess puzzle 0051

This medium chess puzzle falls in these categories.

1. [Medium chess puzzles](#)
2. [Gain puzzles in chess](#)
3. [Strategy puzzles in chess](#)

How to view the solution to medium chess puzzle 0051

To view the [solution to this puzzle](#), follow the steps given below

1. Go to the [puzzle page](#)
2. Click the solution button (Key as shown [below](#)) to view the solution



Figure 7: Click the solution button to view solutions @ <https://gbud.in/g2dr332>

How to get help for moves in the medium chess puzzle 0051

To get help or the possible next moves in the puzzle, , follow the steps given below

1. Go to the [puzzle page](#)
2. Click the help button (exclamation mark as shown [below](#)) to get help or suggestion on next possible [move](#)



Figure 8: Click the help button to get help on next move @ <https://gbud.in/g2dr332>



Figure 9: Solve more medium puzzles @ <https://gbud.in/chsmdpz>



Figure 10: Solve other puzzles @ <https://gbud.in/chsgppz>

Play chess for free

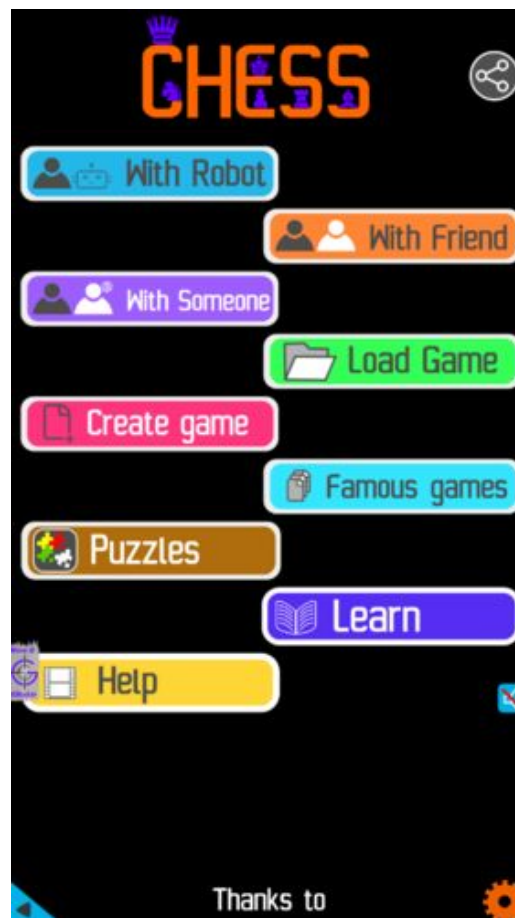


Figure 11: Play chess online for free. Solve puzzles and play with friends

Play chess for free at <https://gbud.in/chs>

We present you a platform to play chess online with friends for free. No need to install any app. You can play chess for free without registration or login.

Simple. You can do several chess related activities.

1. [solve chess puzzles](#)
2. [learn about chess](#)
3. [play chess with computer](#)
4. [play chess with friend](#)
5. [create your own chess games](#)
6. [fen viewer](#)
7. [fen editor](#)
8. [fen generator](#)
9. [pgn viewer](#)
10. [chess board editor](#)

11. [view famous chess games.](#)



Figure 12: Solve this puzzle online by scanning this QR code or go to the link below

<https://gbud.in/g2dr332>

Read the latest article on Medium Chess puzzle # 0051 - Gain queen by scanning this QR code or click the link

Previous article : [« Medium Chess puzzle # 0050 - Gain queen](#)

Next article : [Medium chess puzzles »](#)

[Back to top](#)

[Contact Us](#)

© GBud Games 2021



Medium Chess Puzzle # 0052

By

G Bud Games
<https://gbud.in>

October 25, 2021

Solution to medium chess puzzle 0052

At this puzzle, next **move** is by **White**. The objective of the puzzle is to gain queen.

See the interactive solution at the [puzzle page](#)

Solution 1

Initial board position This is the initial board position of medium chess puzzle 0052.



Figure 3: Initial board position of medium chess puzzle 0052

Move 1 Move by white



Figure 4: Rd8+ - This is a deflection sacrifice to force the rook to move from e8 from where it is supporting a queen.

Move 2 Move by black



Figure 5: Rxd8 - Opponent's rook captures your rook as this is the only legal move available. This is also a zugzwang move

Move 3 Move by white



Figure 6: Qxe2 - Since support to the queen is removed, you have captured the opponent's queen with out losing your queen

Right moves for the solution to the medium chess puzzle 0052

Based on the objective of the puzzle, you have to make the right moves. Following are the right moves

1. Rd8+, Qxe2

Explanation for the moves

1. Rd8+ - This is a deflection sacrifice to force the rook to move from e8 from where it is supporting a queen.
2. Qxe2 - Since support to the queen is removed, you have captured the opponent's queen with out losing your queen
3. Rxd8 - Opponent's rook captures your rook as this is the only legal move available. This is also a zugzwang move
4. For right move - You have lost a rook but gained a queen. Nice strategy
5. For wrong move - You could have deflected the opponent rook and gained their queen. Try again

Categories of medium chess puzzle 0052

This medium chess puzzle falls in these categories.

1. [Medium chess puzzles](#)
2. [Sacrifice puzzles in chess](#)
3. [Gain puzzles in chess](#)
4. [Strategy puzzles in chess](#)
5. [Zugzwang puzzles in chess](#)

How to view the solution to medium chess puzzle 0052

To view the [solution to this puzzle](#), follow the steps given below

1. Go to the [puzzle page](#)
2. Click the solution button (Key as shown [below](#)) to view the solution



Figure 7: Click the solution button to view solutions @ <https://gbud.in/gh7f6j2>

How to get help for moves in the medium chess puzzle 0052

To get help or the possible next moves in the puzzle, , follow the steps given below

1. Go to the [puzzle page](#)

2. Click the help button (exclamation mark as shown [below](#)) to get help or suggestion on next possible [move](#)



Figure 8: Click the help button to get help on next move @ <https://gbud.in/gh7f6j2>



Figure 9: [Solve more medium puzzles @ https://gbud.in/chsmdpz](https://gbud.in/chsmdpz)



Figure 10: [Solve other puzzles @ https://gbud.in/chsgppz](https://gbud.in/chsgppz)

Play chess for free

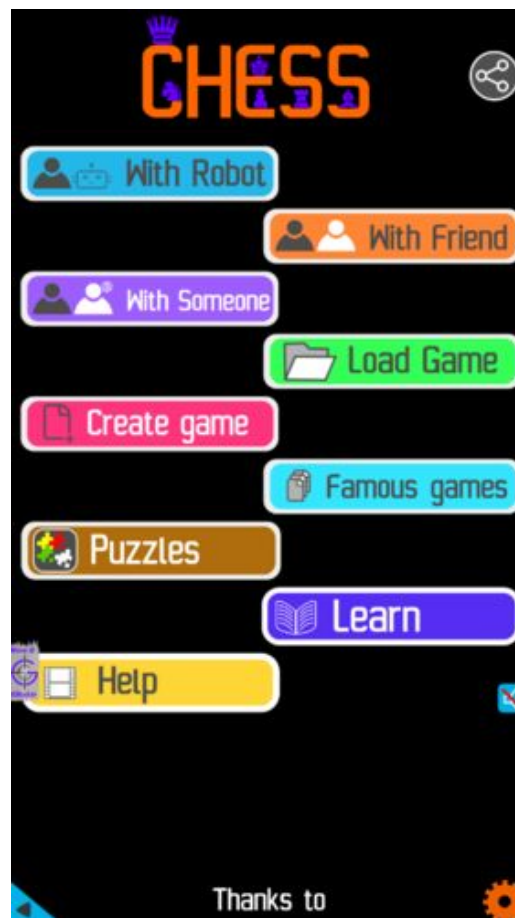


Figure 11: Play chess online for free. Solve puzzles and play with friends

Play chess for free at <https://gbud.in/chs>

We present you a platform to play chess online with friends for free. No need to install any app. You can play chess for free without registration or login.

Simple. You can do several chess related activities.

1. [solve chess puzzles](#)
2. [learn about chess](#)
3. [play chess with computer](#)
4. [play chess with friend](#)
5. [create your own chess games](#)
6. [fen viewer](#)
7. [fen editor](#)
8. [fen generator](#)
9. [pgn viewer](#)
10. [chess board editor](#)

11. [view famous chess games.](#)



Figure 12: Solve this puzzle online by scanning this QR code or go to the link below

<https://gbud.in/gh7f6j2>

Read the latest article on Medium Chess puzzle # 0052 - Gain queen by scanning this QR code or click the link

Previous article : « [Medium Chess puzzle # 0051 - Gain queen](#)

Next article : [Medium Chess puzzle # 0053 - Mate in 2 moves](#) »

[Back to top](#)

[Contact Us](#)

© GBud Games 2021



Medium Chess Puzzle # 0053

By

G Bud Games
<https://gbud.in>

October 25, 2021

Solution to medium chess puzzle 0053

At this puzzle, next **move** is by **White**. The objective of the puzzle is to mate in 2 moves.

See the interactive solution at the [puzzle page](#)

Solution 1

Initial board position This is the initial board position of medium chess puzzle 0053.




Figure 3: Initial board position of medium chess puzzle 0053

Move 1 Move by white



Figure 4: e5+ - This is a discovered check since movement of the pawn results in a check from the bishop

Move 2 Move by black




Figure 5: f5 - Pawn moves two squares and block the check

Move 3 Move by white



Figure 6: Bxf5# - Bishop captures the pawn and checkmate. Opponent's king can not move to eighth rank due to the attack by the rook

Right moves for the solution to the medium chess puzzle 0053

Based on the objective of the puzzle, you have to make the right moves. Following are the right moves

1. e5+, Bxf5#

Explanation for the moves

1. e5+ - This is a discovered check since movement of the pawn results in a check from the bishop
2. Bxf5# - Bishop captures the pawn and checkmate. Opponent's king can not move to eighth rank due to the attack by the rook
3. f5 - Pawn moves two squares and block the check
4. For right move - You have given a discovered check followed by a checkmate to end the game. Good strategy
5. For wrong move - You could have won the game through a discovered check. Try again

Categories of medium chess puzzle 0053

This medium chess puzzle falls in these categories.

1. [Medium chess puzzles](#)

2. [Mate in 2 puzzles in chess](#)
3. [Endgame puzzles in chess](#)
4. [Strategy puzzles in chess](#)

How to view the solution to medium chess puzzle 0053

To view the [solution to this puzzle](#), follow the steps given below

1. Go to the [puzzle page](#)
2. Click the solution button (Key as shown [below](#)) to view the solution



Figure 7: Click the solution button to view solutions @ <https://gbud.in/gk8tqj2>

How to get help for moves in the medium chess puzzle 0053

To get help or the possible next moves in the puzzle, , follow the steps given below

1. Go to the [puzzle page](#)
2. Click the help button (exclamation mark as shown [below](#)) to get help or suggestion on next possible [move](#)



Figure 8: Click the help button to get help on next move @ <https://gbud.in/gk8tqj2>



Figure 9: Solve more medium puzzles @ <https://gbud.in/chsmdpz>



Figure 10: Solve other puzzles @ <https://gbud.in/chsgppz>

Play chess for free

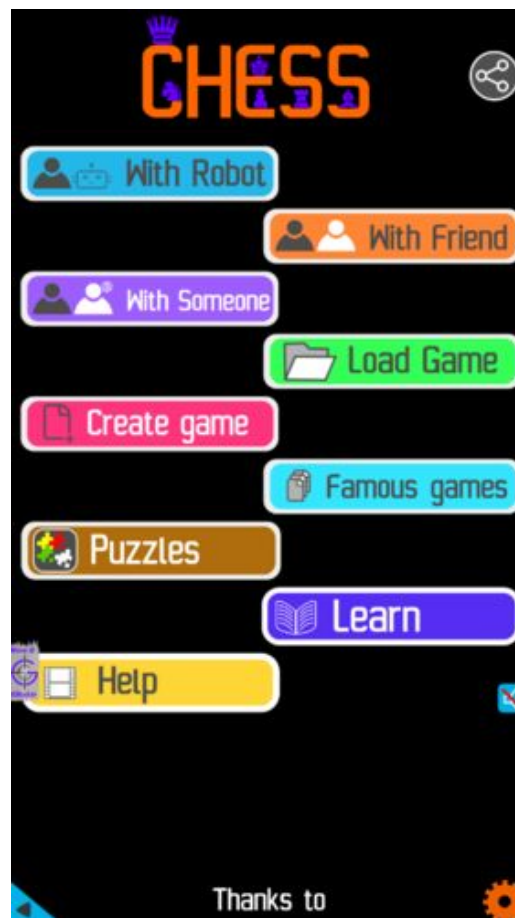


Figure 11: Play chess online for free. Solve puzzles and play with friends

Play chess for free at <https://gbud.in/chs>

We present you a platform to play chess online with friends for free. No need to install any app. You can play chess for free without registration or login.

Simple. You can do several chess related activities.

1. [solve chess puzzles](#)
2. [learn about chess](#)
3. [play chess with computer](#)
4. [play chess with friend](#)
5. [create your own chess games](#)
6. [fen viewer](#)
7. [fen editor](#)
8. [fen generator](#)
9. [pgn viewer](#)
10. [chess board editor](#)

11. [view famous chess games.](#)



Figure 12: Solve this puzzle online by scanning this QR code or go to the link below

<https://gbud.in/gk8tqj2>

Read the latest article on Medium Chess puzzle # 0053 - Mate in 2 moves by scanning this QR code or click the link

Previous article : [« Medium Chess puzzle # 0052 - Gain queen](#)

Next article : [Medium chess puzzles »](#)

[Back to top](#)

[Contact Us](#)

© GBud Games 2021



Medium Chess Puzzle # 0054

By

G Bud Games
<https://gbud.in>

October 26, 2021

Solution to medium chess puzzle 0054

At this puzzle, next **move** is by **Black**. The objective of the puzzle is to mate in 2 moves.

See the interactive solution at the [puzzle page](#)

Solution 1

Initial board position This is the initial board position of medium chess puzzle 0054.



Figure 3: Initial board position of medium chess puzzle 0054

Move 1 Move by black



Figure 4: Nf4+ - Knight gives a check and clears h file for the rook to move. The pawn at g3 can not capture the knight since it is pinned to the king

Move 2 Move by white



Figure 5: Kg1 - This is the only legal move available for opponent's king

Move 3 Move by black



Figure 6: Rh1# - Rook moves in and mate. King can not capture the rook since the rook is in battery formation with another rook

Right moves for the solution to the medium chess puzzle 0054

Based on the objective of the puzzle, you have to make the right moves. Following are the right moves

1. Nf4+, Rh1#

Explanation for the moves

1. Nf4+ - Knight gives a check and clears h file for the rook to move. The pawn at g3 can not capture the knight since it is pinned to the king
2. Rh1# - Rook moves in and mate. King can not capture the rook since the rook is in battery formation with another rook
3. Kg1 - This is the only legal move available for opponent's king
4. For right move - You used your knight and rook effectively to win the game. Good strategy
5. For wrong move - You could have had a checkmate if you cleared the h file for your battery of rooks

Categories of medium chess puzzle 0054

This medium chess puzzle falls in these categories.

1. [Medium chess puzzles](#)
2. [Mate in 2 puzzles in chess](#)
3. [Endgame puzzles in chess](#)
4. [Battery puzzles in chess](#)
5. [Strategy puzzles in chess](#)

How to view the solution to medium chess puzzle 0054

To view the [solution to this puzzle](#), follow the steps given below

1. Go to the [puzzle page](#)
2. Click the solution button (Key as shown [below](#)) to view the solution



Figure 7: Click the solution button to view solutions @ <https://gbud.in/ghrq1v2>

How to get help for moves in the medium chess puzzle 0054

To get help or the possible next moves in the puzzle, , follow the steps given below

1. Go to the [puzzle page](#)

2. Click the help button (exclamation mark as shown [below](#)) to get help or suggestion on next possible [move](#)



Figure 8: Click the help button to get help on next move @ <https://gbud.in/ghrq1v2>



Figure 9: [Solve more medium puzzles @ https://gbud.in/chsmdpz](https://gbud.in/chsmdpz)



Figure 10: [Solve other puzzles @ https://gbud.in/chsgppz](https://gbud.in/chsgppz)

Play chess for free

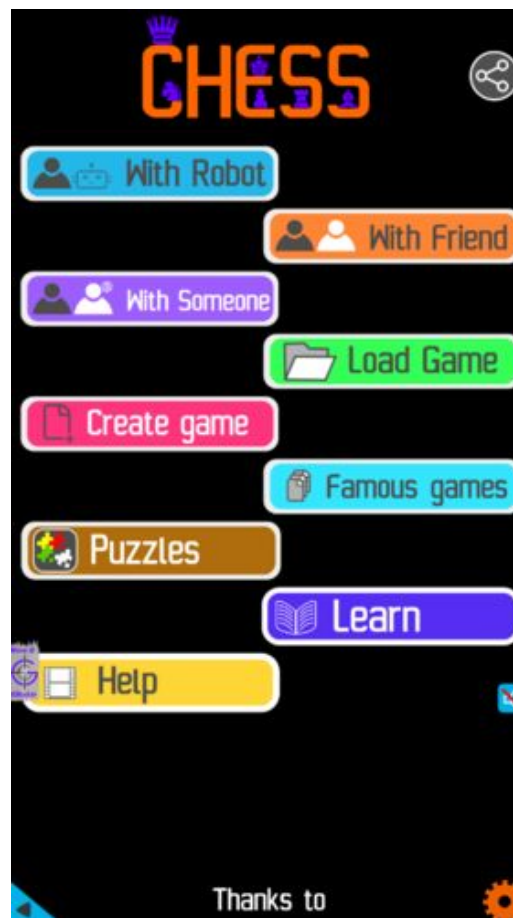


Figure 11: Play chess online for free. Solve puzzles and play with friends

Play chess for free at <https://gbud.in/chs>

We present you a platform to play chess online with friends for free. No need to install any app. You can play chess for free without registration or login.

Simple. You can do several chess related activities.

1. [solve chess puzzles](#)
2. [learn about chess](#)
3. [play chess with computer](#)
4. [play chess with friend](#)
5. [create your own chess games](#)
6. [fen viewer](#)
7. [fen editor](#)
8. [fen generator](#)
9. [pgn viewer](#)
10. [chess board editor](#)

11. [view famous chess games.](#)



Figure 12: Solve this puzzle online by scanning this QR code or go to the link below

<https://gbud.in/ghrq1v2>

Read the latest article on Medium Chess puzzle # 0054 - Mate in 2 moves by scanning this QR code or click the link

Previous article : [« Medium Chess puzzle # 0053 - Mate in 2 moves](#)

Next article : [Medium chess puzzles »](#)

[Back to top](#)

[Contact Us](#)

© GBud Games 2021



Medium Chess Puzzle # 0055

By

G Bud Games
<https://gbud.in>

October 27, 2021

Solution to medium chess puzzle 0055

At this puzzle, next [move](#) is by [Black](#). The objective of the puzzle is to gain rook.

See the interactive solution at the [puzzle page](#)

Solution 1

Initial board position This is the initial board position of medium chess puzzle 0055.



Figure 3: Initial board position of medium chess puzzle 0055

Move 1 Move by black



Figure 4: Bf2 - This is a skewer attack as the bishop is having an x-ray attack on the hanging rook. The bishop can capture the hanging rook even if the queen moves

Move 2 Move by white



Figure 5: Qc3 - Queen is forced to move. Queen can not capture the bishop as it is supported by the rook

Move 3 Move by black



Figure 6: Bxb6 - Bishop captures the hanging rook. This is how you gain a rook by a skewer attack

Right moves for the solution to the medium chess puzzle 0055

Based on the objective of the puzzle, you have to make the right moves. Following are the right moves

1. Bf2, Bxb6

Explanation for the moves

1. Bf2 - This is a skewer attack as the bishop is having an x-ray attack on the hanging rook. The bishop can capture the hanging rook even if the queen moves
2. Bxb6 - Bishop captures the hanging rook. This is how you gain a rook by a skewer attack
3. Qc3 - Queen is forced to move. Queen can not capture the bishop as it is supported by the rook
4. For right move - You have gained the rook successfully through a skewer attack. Keep it up
5. For wrong move - You could have had a skewer attack and gained the rook. Try again

Categories of medium chess puzzle 0055

This medium chess puzzle falls in these categories.

1. [Medium chess puzzles](#)
2. [Gain puzzles in chess](#)
3. [Strategy puzzles in chess](#)
4. [Skewer puzzles in chess](#)

How to view the solution to medium chess puzzle 0055

To view the [solution to this puzzle](#), follow the steps given below

1. Go to the [puzzle page](#)
2. Click the solution button (Key as shown [below](#)) to view the solution



Figure 7: Click the solution button to view solutions @ <https://gbud.in/gzknkl2>

How to get help for moves in the medium chess puzzle 0055

To get help or the possible next moves in the puzzle, , follow the steps given below

1. Go to the [puzzle page](#)
2. Click the help button (exclamation mark as shown [below](#)) to get help or suggestion on next possible [move](#)



Figure 8: Click the help button to get help on next move @ <https://gbud.in/gzknkl2>



Figure 9: Solve more medium puzzles @ <https://gbud.in/chsmdpz>



Figure 10: Solve other puzzles @ <https://gbud.in/chsgppz>

Play chess for free

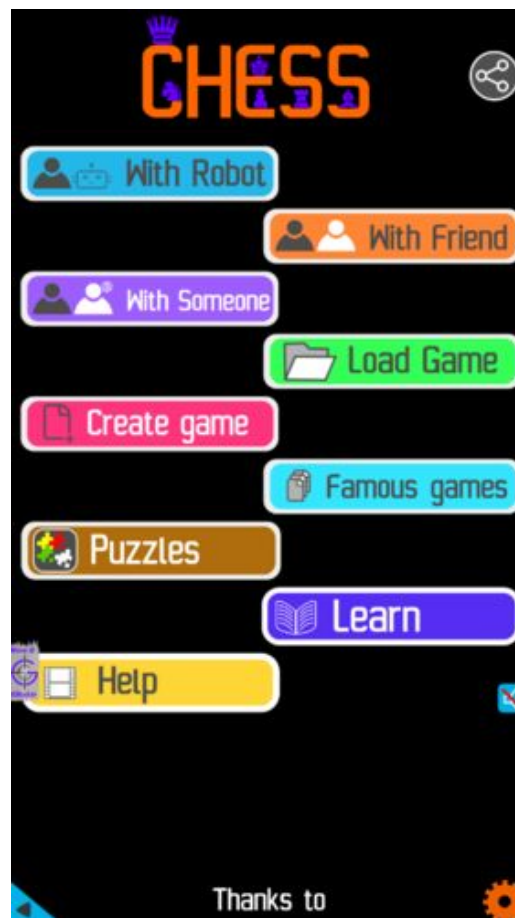


Figure 11: Play chess online for free. Solve puzzles and play with friends

Play chess for free at <https://gbud.in/chs>

We present you a platform to play chess online with friends for free. No need to install any app. You can play chess for free without registration or login.

Simple. You can do several chess related activities.

1. [solve chess puzzles](#)
2. [learn about chess](#)
3. [play chess with computer](#)
4. [play chess with friend](#)
5. [create your own chess games](#)
6. [fen viewer](#)
7. [fen editor](#)
8. [fen generator](#)
9. [pgn viewer](#)
10. [chess board editor](#)

11. [view famous chess games.](#)



Figure 12: Solve this puzzle online by scanning this QR code or go to the link below

<https://gbud.in/gzknkl2>

Read the latest article on Medium Chess puzzle # 0055 - Gain rook by scanning this QR code or click the link

Previous article : [« Medium Chess puzzle # 0054 - Mate in 2 moves](#)

Next article : [Medium chess puzzles »](#)

[Back to top](#)

[Contact Us](#)

© GBud Games 2021